


PRINCIPLES  
& PRACTICE OF  
RADIOESTHESIA



A TEXTBOOK  
FOR PRACTITIONERS  
AND STUDENTS

*Abbé Mermet*

# NEW WORLDS BEYOND THE ATOM

by Langston Day & G. de la Warr

The work of the de la Warr laboratory between 1942 and 1955

*Demy octavo*

*Illustrated*

*3rd impression*

*251. net*

I was deeply stirred and I am prepared to applaud the results and accept the arguments.

*John Connell, Evening News*

The most astonishing book of our time, or even of all time.

*Leicester Evening Mail*

The book is a model of lucid and sincere exposition. It is also feverishly interesting.

*Oxford Mail*

# NEW LIGHT ON THE EYES

by R. Brooks Simpkins

Revolutionary and scientific discoveries which indicate extensive reform and reduction in the prescription of glasses, and radical reform in the treatment of diseases such as cataract and glaucoma

*Demy octavo*

*Illustrated*

This is no mere theory, but a record of many years proved practice.

*Stirling Observer*

Mr Simpkins describes his theories in a clear, straightforward manner which should be readily comprehended by the intelligent layman for whom this book is intended.

*Teachers' World*

# THE THEORY OF CELESTIAL INFLUENCE

by Rodney Collin

An attempt to construct a mirror of knowledge for our time

*Royal octavo*

*Illustrated*

*2nd impression*

*45s. net*

A tremendously bold attempt to deal with the mysteries of the Universe and of man's life and death.

*Kenneth Walker, Aryan Path*

There emerges from the whole field of his consideration the conclusion that the purpose of everything in the Universe, from sun to cell, is the attainment of a higher level of consciousness.

*Diogenes, Time & Tide*

VINCENT STUART PUBLISHERS LTD  
WELBECK STREET LONDON W1

At last the remarkable achievements of Radiesthesia improved by an impressive array of factual evidence are being presented to the English-speaking world.

The classic work of Abbe Mermet on the principles and practice of Radiesthesia has just been translated, and there is no doubt that it will arouse widespread interest among scientists and medical men as well as among the general public.

The late Abbe Mermet was the foremost exponent of Radiesthesia on the Continent, and indeed in the world; and unlike many prophets he was recognised and honoured in his own lifetime. He summed up his great knowledge and experience of Radiesthesia, extending over a period of forty years, in a book which has become a classic work that will never be outdated. This great work is all the more remarkable owing to the fact that Abbe Mermet was a country parish priest, who managed to look after his flock with singular devotion, and yet found time to make countless experiments whose results laid the foundations of a new science destined to revolutionise many established concepts in science and in medicine.

What is Radiesthesia? Broadly speaking, it is sensitivity to radiations of all kinds emanating from living beings, inanimate objects, mineral ores, water and even photographs. It is a scientific fact which has been proved over and over again by a host of investigators ever since the turn of the present century. And what is more, Radiesthesia, like science itself, has been evolving and advancing with giant strides for a long time past. In fact it has progressed so far that Teleradiesthesia is now as familiar as Television among practitioners of Radiesthesia. The section dealing with Teleradiesthesia in Abbe Mermet's work is of particular interest, and its full possibilities have yet to be explored.

It is worth stressing the fact that the applications of Radiesthesia and Teleradiesthesia are essentially practical. When a radiesthetist has detected the location of a subterranean spring yielding thousands of gallons of water, or the existence of underground mineral ores on a certain site; when he has traced the presence of a missing person hundreds of miles away by using his own methods of detection without leaving his own study, it is evident, even to the most prejudiced and uninstructed observer, that he has accomplished a feat which, though very baffling, is as real as the sun and the moon.

But there are far more important possibilities in Radiesthesia than tracing missing persons and locating hidden objects.

Radiesthesia has invaded the closely guarded realm of medicine, and medical investigators have been compelled to admit, as a result of practical experiments, that Radiesthesia has given them a new and powerful weapon in their incessant fight against disease in many of its manifestations, from the point of view of both diagnosis and treatment.

That Radiesthesia, as applied to medicine, constitutes the greatest advance in medical science since Pasteur's discovery of pathogenic microbes.

The position has been admirably summed up by an eminent London medical consultant in a work recently published in which he has a special chapter on Radiesthesia. He states: 'Radiesthesia gives knowledge that cannot be obtained otherwise. It throws a flood of light on any obscure case, and without it, I should be blind, deaf and dumb.' (*Aluminium Utensils and Disease — the dangers inherent in the widespread use of the metal* by Dr H. Tomlinson. The C. W. Daniel Co., Ltd., 1958.)

Abb6 Mermet's famous work is a unique record of achievements as various as they are plentiful, together with a mass of factual evidence that is absolutely indisputable, given as it is by many doctors, scientists, technologists, and all kinds and conditions of people.

The English translation, long overdue, has been made from the posthumous, definitive edition published in France in 1957, where the book has sold more than 50,000 copies, and has been awarded a prize by the Societe Nationale d'Encouragement au Bien. The English reader may well ask why he has not been told of these discoveries and achievements before now.

## LETTER FROM THE VATICAN

*I would have written to you much sooner had it not been that I was required to attend an audience of the Sovereign Pontiff for the purpose of explaining to Him personally the nature of the researches to which the members of your Association are dedicated, and to tell His Holiness of your wish to have for the officers of your Association, and for its activities, the Apostolic Blessing. The Holy Father was touched by the sentiments expressed in your letter, and has charged me to communicate to you His Paternal Blessing.*

*I should add that the Sovereign Pontiff has kept the last number of the Bulletin of your Association that I brought with me to the audience, so as to be able to examine it at his leisure. '*

A letter written in May 1935 by Mgr Eugene Tisserand, Prefect of the Vatican Library, to Monsieur Delattre, Secretary General of the Society, *Amis de la Radiesthesie*.

# Contents

	<i>page</i>
LIST OF FIGURES IN TEXT	11
TRANSLATOR'S INTRODUCTION	13
PREFACE	17
A NOTE ON THE SCIENTIFIC ASPECT OF RADIESTHESIA (Lakhovsky's Theory)	24

## PART ONE: THE ELEMENTS OF RADIESTHESIA

I FUNDAMENTAL HYPOTHESIS 27

II THE ROLE OF THE PENDULUM, i Definition: 2 29  
Substance: 3 Shape: 4 Weight: £ The chain  
and its regulation: 6 Effect of colours: 7 Tem-  
perature : 8 Movements: 9 Correct manner of  
holding pendulum: 10 Pendulum and rod: 11  
My 'sample' pendulum (patented).

III THE UNCONSCIOUS ROLE OF THE ORGANISM 36  
i The body as conductor: 2 The sympathetic  
nervous system: 3 Who can be a radiesthetist?:  
4 Can the science of radiesthesia be taught?

IV THE ROLE OF BODIES IN GENERAL. I Undula- 39  
tions or radiations: 2 Radiesthetic field: 3  
Magnetic surfaces and lines of force: 4 Funda-  
mental ray: £ Mental ray, the brain as receiv-  
ing station: 6 Luminous ray: 7 Witness ray:  
8 Vertical column: 9 Radiesthetic images: 10  
Serial numbers and direction of rotation:  
11 Spirals: 12 Pendular designs: 13 Variations  
in weight: 14 Fading,

V SOME EXPERIMENTS, i Branly's experiment: 2 58  
Mirror experiment: 3 Prism experiment: 4  
Lens experiment: f The case of corners.

## CONTENTS

vi	WATER AND CAVITIES, i Radiesthetic field of water: 2 Circulation of water: 3 Drinking water: 4 Mineral waters: 5 Impure waters: 6 Ice: 7 Clouds: 8 Cavities: 9 Absolute vacuum: 10 Subterranean cavities.	64
vii	OTHER LIQUIDS AND GASES, i Petroleum: 2 Cases of petroleum prospection: 3 Gases: 4 Wine: 5 Liqueurs: 6 Milk.	85
VIII	METALLOIDS, METALS AND OTHER BODIES. I Table of serial numbers and fundamental rays: 2 Cases of prospection: A Salt, B Sulphate of magnesium, C Iron, D Coal, E Other bodies.	93
ix	GOLD. 1 Characteristics of radiesthetic field: 2 Table giving lengths of fundamental ray as function of weight: 3 Magnetic images of gold: 4 Demonstrations.	101

## PART TWO: RADIESTHESIA ON SITE

X	PRACTICAL PROSPECTION FOR WATER AND INANIMATE BODIES, i First method, lines of force: 2 How to distinguish magnetic images from real objects: 3 Second method, the luminous ray: 4 Third method, the mental ray: 5 Fourth method, directed oscillations, or intersection method: 6 Detection of distance: 7 Detection of distance and depth: 8 Rapid method for detecting depth: 9 Plumb-line method for detecting depth: 10 Estimating output: 11 Detecting direction of flow: 12 Detecting pressure: 13 Temperature of water: 14 Working from the depths towards the surface: 15 General application of methods: 16 Witness method: 17 Conclusion.	108
---	--	-----

## CONTENTS

xi	CAUSES OF ERRORS, i Errors due to the pendulum: 2 Errors due to the human organism: 3 Errors due to the mental state: 4 Errors due to bodies or their radiesthetic field: s Errors due to erroneous interpretation: 6 Errors due to bystanders: 7 Conclusion.	121
<p>PART THREE:</p> <p>TELERADIESTHESIA OR DISTANT PROSPECTION</p>		
xii	DISTANCE NO BARRIER, i Principles: 2 First steps in distant prospection.	126
xhi	EXAMPLES OF DISTANT PROSPECTION. i Water: 2 Underground cavities and buried objects: 3 Petroleum: 4 Gases: £ Minerals and hidden treasure: 6 A North Pole tragedy and Abbe Mermet.	133
xiv.	EXPERIMENTS FOR BEGINNERS. 1 By contact: 2 Without contact, by means of fundamental ray: 3 Without contact, by means of solar ray: 4 Without contact, by means of capital ray: £ Prospection on photographs: 6 Prospection on maps: 7 Useful experiments.	163
<p>PART FOUR: RADIATIONS OF LIVING BEINGS</p>		
xv	PENDULAR DIAGNOSIS, i Origin: 2 Main features: 3 Cases of pendular diagnosis: 4 The growing use of medical radiesthesia.	167
xvi	HARMFUL RADIATIONS. 1 An important application of radiesthesia to medicine: 2 An example: 3 Causes of harmful radiations.	176
xvii	SELECTION OF SUITABLE REMEDIES	181



## CONTENTS

XVIII RADIESTHETIC CHARACTERISTICS OF MAN. I	182
Serial numbers and rotational directions: 2	
Remanent radiations.	
XIX MEASURING THE POWER OF INTELLECTUAL FACULTIES i The Possibilities: 2 Table of higher faculties of some great musicians.	184
PART FIVE:	
TELEDIAGNOSIS OR DISTANT BIOLOGICAL DETECTION	
xx   telediagnosis, i Principles: 2 Cases of diagnosis by means of photographs: 3 A case of diagnosis by means of a signature: 4 Cases of distant diagnosis without any material contact: 5 Remedies are everywhere within our reach: 6 Important note on pendular diagnosis: 7 Further cases of telediagnosis.	186
xxi   TRACING MISSING PERSONS, i Procedure: 2 A tribute from Geneva: 3 Cases of missing persons traced by radiesthesia (1939-1936): 4 Extract from <i>Homoopathie Moderne</i> , 1st July 1933: 5 Final note.	196
CONCLUSION - MY TESTAMENT AS A RADIESTHETIST	218
APPENDIX	221
A BRIEF GLOSSARY	223
BIBLIOGRAPHY	225
INDEX	229

## List of Figures

1	<i>Abbe Mermet's Pendulum</i>	35
2	<i>Lines of force with a vertical column of water</i>	43
3	<i>Lines of force with a subterranean stream</i>	43
4	<i>The solar raj experiment (1)</i>	49
£	<i>The solar ray experiment (2)</i>	51
6	<i>Aspects of radiesthetic field</i>	51
7	<i>Serial number of gold</i>	54
8	<i>Spirals above and below horizontal plane</i>	56
9	<i>Mirror experiment (1)</i>	59
10	<i>Mirror experiment (2)</i>	59
11	<i>Prism experiment</i>	61
12	<i>Lens experiment</i>	62
13	<i>Effects of corners (1)</i>	63
14	<i>Effects of corners (2)</i>	63
i£	<i>The cross of gold (1)</i>	103
16	<i>The cross of gold (2)</i>	104
17	<i>The detection of water</i>	109
18	<i>The measurement of depth</i>	113

## TRANSLATOR'S INTRODUCTION

**R**ADIESSTHESIA seems to be a strange word to most people on both sides of the Atlantic. On the Continent, however, every educated man knows what it means and the literature on the subject is both extensive and popular, especially in France, Belgium and Italy, where masters of the art and science of Radiesthesia have been practising it successfully for the last few decades.

Abbe Mermet had the satisfaction of being acclaimed during his lifetime as the 'King of dowsers', not only in France but all over the continent of Europe. He was one of the few prophets who gained recognition in his own country. Wherever he went he made an unforgettable impression, not only by virtue of his amazing practical results, but also by his unfailing willingness to help those in need of such material things as water and coal, and those in distress about missing relatives whom he invariably traced. And he did it all with a modesty akin to saintliness. He was indeed a priest who had found his real vocation.

All kinds and conditions of men consulted him from various parts of the world. A poor distressed widow in France, whose son had been missing for some time; the chief engineer of the world-famous firm of Suchard in Switzerland; a missionary in South America; and even the Pope himself, who took a great interest in his work, all appealed to him for help and guidance to solve problems which had left experts and specialists completely baffled. And never did anyone appeal to him in vain. Abbe Mermet almost invariably gave the final and true answer without any thought of pecuniary reward.

Not only did he establish Radiesthesia on a sound practical basis but he raised it to the level of a new science, making people realise, in the words of Shakespeare, that 'There are more things in heaven and earth than are dreamt of in our philosophy.'

## PRINCIPLES AND PRACTICE OF RADIESTHESIA

Radiesthesia may be defined as sensitivity to radiations. And every one without exception is sensitive to them. It is only a question of degree. The word 'dowsing' is the nearest equivalent to Radiesthesia, but whereas dowsing is confined to searching for latent water or minerals with a divining rod or pendulum, Radiesthesia covers the whole field of radiations from any source, living or inert. Of late years, Teleradiesthesia, which is prospection at a distance, has made great strides and the subject is fully dealt with in the third part of the present work.

In this country, we have had some notable medical pioneers in Radiesthesia, who unfortunately are no longer with us. Special tribute should be paid to Drs E. W. Martin, W. Guyon Richards, E. T. Jensen, Hector Munro, Dudley d'Auvergne Wright, to mention but the leading ones. There are now quite a number of medical men who use Radiesthesia in their practice. Indeed, we have a Medical Society for the Study of Radiesthesia in London which publishes a quarterly journal. This Society welcomes any qualified medical man with an open mind on the subject, who wants to become familiar with this fundamental approach to the nature of health and disease so that the knowledge now acquired may be used both for diagnosis and treatment.

Many important works on Radiesthesia have been written by Continental medical men, engineers and chemists. In this country, we have a few eminent medical radiesthetists and quite a number of distinguished amateurs. But none has ventured to write an authoritative work on Radiesthesia for the guidance of the medical profession and especially the general public.

The translation into English of such a greatly needed work is indeed overdue, and the publishers have been fortunate in securing the rights of what is generally regarded as the great classic work on Radiesthesia, namely the present textbook written by the late Abbe Mermet. Not only is it a work indispensable to any student or practitioner of Radiesthesia, but it is also a perennial. The first edition was published before the war and it

## TRANSLATOR'S INTRODUCTION

has been constantly revised and reprinted ever since, the latest edition having appeared as recently as 1957.

In France, Abbe Mermet's work has been awarded a prize by the National Society for the Encouragement of Public Welfare. His remarkable achievements have often been reported in the French Press and in particular his 'Psychic Radiesthesia' which enabled him to discover fields of petroleum in Africa, Galicia and other parts of the world by distant prospection. He was consulted by the Vatican authorities for important archaeological researches in Rome, all of which met with success. The records are in the Archives of the Vatican Library.

Over 50,000 copies of Abbe Mermet's work on Radiesthesia have been sold and it shows no sign of being in the least out of date. Abbe Mermet called it his testament and at long last we, in this country, are called to be its legatees.

The nature of Radiesthesia has not yet been finally elucidated but its practical results have been so firmly established by a host of reputable research workers that a sceptical attitude, or unwillingness to investigate, is no longer justified.

We do not understand the nature of electricity but we go on using it simply because experience has shown that it works. Similarly with Radiesthesia. Preconceived ideas and prejudices due to our present imperfect knowledge of scientific laws can only hinder human progress. We must approach Radiesthesia with an open mind for, after all, it is the results that count. And here we have the finest possible opportunity of studying the most comprehensive work that has yet been written on Radiesthesia, based as it is on forty years' practical experience.

One of the greatest scientists of our time, Dr Alexis Carrel, Nobel Laureate, and perhaps the most famous research worker that the Rockefeller Institute in New York has ever had, realised the importance of Radiesthesia over thirty years ago, and expressed his opinion in the following words: 'The physician must detect in every patient the characteristics of his individuality, his resistance to the cause of the disease, his sensitivity to pain, the state of all his organic functions, his past as well as

## PRINCIPLES AND PRACTICE OF RADIESTHESIA

his future. He must keep an open mind free from personal assumptions that certain unorthodox methods of investigation are useless. Therefore he should remember that Radiesthesia is worthy of serious consideration.'

This translation is the English version of the posthumous and definitive French edition, published in Paris in 1957, and includes all the essential data concerning experiments and inspections which appeared in the preceding editions.

Some technical and unusual words are fully explained in the Glossary.

## PREFACE

NO man can give more than what he has and therefore one must not expect an author to impart more knowledge than he possesses. Thus at the outset of a new work it should be carefully specified what is involved and what is not. In this particular case we are dealing with the subject of Radies-thesia, often called the art of dowsing. I have not attempted to present a synthesis of other methods but only to give a detailed exposition of one method among others, namely my own.

The reader will not find any elaborate explanation in these pages. One's intelligence, ever eager to find out truth, and with good reason, concentrates on the causes of phenomena, and this may well prove misleading and deceptive. Rather must one admit that, in the present state of our knowledge, no theory appears to be satisfactory. The same applies to the phenomena of light, heat, electricity, wireless and others. If it is a question of undulations, what is the undulating substance? One must have the wisdom to avoid coming to conclusions. When an Indian fisherman first got an electric shock from a torpedo-fish, or numb-fish, he would have been utterly incapable of giving a true explanation of the phenomenon and his impressions would have been purely imaginary, not to say absurd. It is better to keep silent, rather than put forward chimerical theories with the risk of preventing the developments of science at the outset, by confining them to some preconceived hypothesis.

My intention in the present work has been to set out, in an orderly manner, the facts observed in the course of forty years' practice, to explain experiments with sufficient precision so that they may be repeated by anyone, to expound a method which has proved its worth, and to bring into relief some fundamental laws emerging from this somewhat limitless and

## PRINCIPLES AND PRACTICE OF RADIESTHESIA

disconcerting subject of Radiesthesia. Criticism made in a truly scientific spirit will be welcome.

In France, the pioneers in the field of Radiesthesia have been, in the majority of cases, Catholic Priests who invariably have a strong aversion to spiritualism, occultism and all kinds of magic. Is it conceivable that if, in the course of their experiments, they had discovered some suspicious element, they would have continued their researches? The constancy of physical laws, their neutrality in regard to any religious or philosophical question, constitute criteria showing that we are confronted with purely natural forces. Therefore, if there is no co-operation with any misleading influence, it is a question of pure science. It has always been a fatal mistake to oppose real progress in Science, affecting not only those responsible for such an attitude, which is of little importance, but also those whose authority was unquestioned and whose supporters they gratuitously decided to become. But this is not the first time that men with a religious vocation, like shrewd detectives, have shown the way to a discovery useful to humanity. There is no need to get alarmed in the present case. I am not to be held responsible for the occult practices, more or less unconscious, to which some people might become addicted under cover of my method. I should like to make it quite clear that I submit my work to the judgment of those in authority in the Catholic Church who are not in the least likely to be led astray by unwarranted claims on the part of any individual.

In this work, it seems to me that I have written a supplementary chapter to the old textbooks of classical physics.

It may take many years before all the phenomena of Radiesthesia are elucidated and its nature completely understood including the range of wave-lengths involved, their periodicity, their influence on environment, and the best method of capturing them and controlling their effects so that they may be used to give beneficial results.

This work, therefore, is but an outline, an accumulation of material intended to build, one day, a cathedral. I hope it will



## PREFACE

also inspire other radiesthetists to reveal their own secrets and thus create a fraternal link between all those devoting their efforts, hitherto too individualistic, to the progress of Radiesthesia.

I must also express my deep gratitude to all those who have helped me in this work, first to the members of L'Association des Amis de la Radiesthesie who have urged and encouraged me to write this book, and particularly to my friend Father de Belinay, s.j., whose great knowledge has guided me at all times and prevented me from falling into scientific heresies.

The reader will find here facts and experiments, and certain laws, or rather constant manifestations of radiesthetic forces, based on tentative hypotheses necessary for the explanation of facts. But he will find no theory accounting for them. This is quite intentional and the reason for it is obvious for no theory could account for all the facts. Any explanation would be more obscure than the particular fact to be explained. It is better, therefore, to remain silent and frankly admit that we do not know.

In Radiesthesia some discover various things while others discover explanations. In the practical field of discovery we can distinguish those who find something from those who never find anything. But as far as discussion is concerned we are all equal and different views are often expressed in radiesthetic circles.

It is a natural tendency of the mind to find out the cause and explanation of any phenomenon. But when this is impossible, the scientific attitude should be one of benevolent curiosity, patient, obstinate; controlling one's work, repeating, varying and multiplying experiments in order to establish future theories on sound scientific foundations. Actually, in Radiesthesia, it is only facts that are of primary importance.

Aristotle differentiated physics from metaphysics. It would seem that Radiesthesia takes an intermediate place between the two. By reason of its obvious similarities with the elements and laws of classical physics, gravitation, light, heat, electricity,

## PRINCIPLES AND PRACTICE OF RADIESTHESIA

magnetism and Hertzian waves, Radiesthesia is closely linked up with the group of sciences which studies the laws and forces of Nature. On the other hand, owing to certain results which might be regarded as supernatural, the apparent disproportion of the means employed, and the mysteries associated with it which it is not yet able to elucidate, Radiesthesia appears to be concerned with the suspect domain of forces transcending those of Nature.

Among radiesthetists, I have observed two tendencies. Some, endowed with a really scientific temperament, see and seek in Radiesthesia a new branch of the physics of waves and radiations. Others, possessing psychic and metaphysical tendencies, attracted by the wonders\*of occultism, aim at linking up Radiesthesia with phenomena of abnormal hypersensitivity or spiritism.

Personally, I must make my own position quite clear. I regard Radiesthesia as being purely scientific. If it had not been so, I should have given it up long ago. All the facts I have observed, whether explicable or not, appear to be purely natural and the mystery associated with them is of the same kind as that characteristic of luminous, calorific and Hertzian waves. Hence my endeavours have always been to discover the points of contact between these branches so closely akin to the same science and I hope that those more learned than I will continue to investigate on the same lines.

My own conviction is that those who try to associate Radiesthesia with occultism are doing a great deal of harm to it. I formally decline any solidarity with them, any responsibility for their theories and explanations and terms they use. Of course, one cannot stop anyone calling himself a radiesthetist but it would be most unfair if the misconceptions of some misguided enthusiasts should bring discredit to Radiesthesia.

And now let us discuss the subject of distant prospection or Teleradiesthesia which is very topical. Having practised it for over twenty years I may venture to give a word of advice. A comparison may help us to see the subject in its proper light.

>  
PREFACE

Let us imagine the case of a surgeon who has discovered a new method of operating for cancer. In performing 100 operations, he achieved success in 80, leaving 20 failures. The president of a society of surgeons suggests that he should perform two controlled operations. Result: two failures. It would be fair to conclude: 102 operations, 80 successes and 22 failures. But the reckoning in this case is different: two operations, two failures. All the facts involved, confirmed by the cured patients themselves as well as by the professional staff, are ignored so that the final impression is falsified.

Where would science be today if only controlled experiments had been taken into account? And if, in the case mentioned above, a generalised statement condemning the operation in question had been made consequent upon two failures?

If students ^ Radiesthesia will only proceed to work as explained in Chapter XIII on a map or photograph, they will find that it is not more difficult to succeed at a distance than on location. Personally, after having surveyed a certain site, I never give a final opinion without having controlled my work on a map or plan in the quiet atmosphere of my own study.

There is a demand for results. In the first edition of the present work, we gave 20 results. It is easy for anyone to verify them. Dates, testimonies, references, are all there. Surely, that should be enough.

Practical conclusion: when you are asked to make a projection, begin by making a study of the map or plan representing the site. If you find nothing, do not go on the site. If you feel anything, you should go, if possible, in order to check up on the site. On returning, another control should be made on the plan, map or photograph. Later on, with greater experience, it will be unnecessary to go on the site but useful only to indicate to those concerned where digging operations should be done to obtain a good result.

It is, of course, understood that to achieve a successful projection on a plan, it is essential that it should be properly made. An ordinary piece of paper is not a plan. In chapter XII

## PRINCIPLES AND PRACTICE OF RADIESTHESIA

the necessary conditions to be fulfilled for making a good plan are indicated. They may be briefly summarised here. The plan should be so detailed (altitude, water streams, forests, hedges, ditches, houses, etc.) that the teleprospector should feel he is actually on the site itself. Black or white lines which may stand for roads, paths, streams, tunnels, etc., are not sufficient indications.

Moreover, and this is also essential, one must choose to work on a favourable day and at a favourable time. Thus, to give an example, the teleprospectors who worked on the plans put forward for the Congress of Paris (June 1933) a fortnight before the date of the Congress must have encountered insurmountable difficulties as during that time the atmosphere was highly charged with parasitic radiations.

One day I had to go to the South of France to make a prospection but on that particular day parasitic radiations were so strong that from nine o'clock in the morning until five o'clock in the afternoon I found it impossible to detect a single stream.

For those who are feeling sceptical about these radiesthetic phenomena capable of disturbing and even preventing any kind of work, either on the site or on paper, I will mention a case in which I was both a witness and a victim. On 4th March 1933 I was called to make a prospection in the small town of Penthaz, near Lausanne (Switzerland) with a view to increasing the water supply. Accompanied by a pupil, I arrived on location at 1.30 p.m. We began to work right away. All was going well when suddenly the pendulum stopped and refused to function. I said that it must be due to fading and advised waiting for a while but at 4 p.m. we were still waiting for the end of the fading. In spite of all our efforts, and surveying the site at different points, sometimes with the rod and sometimes with the pendulum, we failed to detect anything at all. The pendulum remained motionless for three hours both in the hands of my companion and in my own. As this happened in the presence of the local council and the schoolmaster who had brought his pupils to witness a demonstration of our radies-

## PREFACE

thetic powers, our embarrassment may well be imagined.

When it was time to leave I said to my audience: 'There is something very serious happening in the atmosphere today. It may be an earthquake or a volcanic eruption but I do not know for certain.' The next day, I had a 'phone call from Penthelaz: 'Have you seen the papers this morning? You were right yesterday.' And that morning the papers gave a full account of the terrible tidal-wave catastrophe in Japan.

It is also worth noting that as soon as I arrived home I tried to do my prospection on a plan with the same negative result. It was only at 6.40 p.m. that suddenly the radiations reappeared and the pendulum began to move again.

This somewhat sensational example serves to stress the fact that there are certain times and days when the pendulum cannot be used.

And now little book, bearer of proven truths, go wherever you find welcome in the five parts of the world. Sustained by the indulgence of the learned, by the sympathy of colleagues, and by the sole desire of doing good, with a prayer, too, that Heaven may not withhold its blessing, go, teach all who seek with good will, to discover and use those treasures that the earth hides from us, and, through the observation of beneficent laws, to relieve the sufferings of humanity.

ABBE A. MERMET

Recteur de la Chapelle de Sainte-Madeleine

President honoraire

de l'Association des Amis de la Radiesthesie

Jussy, pres de Genkve, Suisse

# NOTE ON THE SCIENTIFIC ASPECT OF RADIESTHESIA

(LAKHOVSKY'S THEORY)

I AM neither a physicist nor a biologist, nor do I pretend that I am able to explain the phenomena of radiesthesia.

I have, however, myself verified thousands of undeniable experimental facts, in the forty and more years that I have worked with rod and pendulum, and these facts no-one of good will can dispute.

You cannot fight facts. As to their scientific explanation — that I must leave to those better qualified than I. 'Official' science has so far made no pronouncement upon them, but in the meantime, I think we may be able to find a rational explanation of the phenomena of radiesthesia in the work of Lakhovsky

It will therefore be useful to give here in outline the principles expounded by this remarkable man. If they are new to you, and you wish to have a deeper knowledge of them than I can give here, you must read for yourselves what he has written.

We know that classical physics teaches that there are two atoms in a molecule of hydrogen, twenty-six in a molecule of iron, forty-seven in a molecule of silver, eighty-two in a molecule of lead, and so forth.

Now, according to Lakhovsky, the density of matter is not due to the atoms in a molecule, nor to the electrons, protons, positrons and other particles composing the atom. He considers that the density of matter is due to the nature of the intermolecular space, and that this space is not the same for different kinds of matter.

1. *The Secret of Life — Cosmic Rays and Radiations of Living Beings* by Georges Lakhovsky, translated from the French by Mark Clement. This famous work is available in a reprint of the second edition (1958), published by The True Health Publishing Company, 152 Landor Road, Stockwell, London S.W.9. Other works, published in French only, are *V Unversion*, *La Vie et la Mort*, and *La Terre et Nous*.

## NOTE ON THE SCIENTIFIC ASPECT OF RADIESTHESIA

According to Lakhovsky the compression, to a greater or lesser degree, of the molecule of any substance, gives rise to a radiation which is characteristic of that substance — a radiation that is propagated to infinity.

Furthermore he puts forward the theory that our thought is also a vibration, which is propagated to infinity at the rate of 300,000 kilometres per second.

When a radiesthetist stands on a site containing any mineral ore, gold for example (atomic number 79), the radiation of this gold causes traces of gold naturally present in the radiesthetist's organism to vibrate in resonance, and gives rise in the course of cellular radiation to a specific current which, manifesting as a function of the atomic number of gold, is detected by the organism, and moves the pendulum. The same applies to silver, lead, iron, water, petroleum, etc., and all the substances contained in the soil on which the radiesthetist stands, for our organism contains all the ninety-two simple bodies of chemistry. Thus the radiation of every substance contained in the soil acts on the organism and gives rise to a specific movement of the pendulum.

For detection at a distance (Teleradiesthesia), Lakhovsky gives an explanation based on the almost instantaneous propagation of thought.

According to his theory, whenever thought is concentrated on a certain object, the radiation of that thought travels round the earth in one seventh of a second.

Thus in his work *La Nature et Ses Merveilles* he explains how I was able to detect in my study at Saint-Prex, near Geneva, a spring at a young people's institute in Colombia, forecast to be at a depth of 28 metres and actually found at 28 metres — all this from some ten thousand miles distance.

By concentrating my thought on a plan of that institute in Colombia, I instantaneously established, according to this scientist, a line of force between the grounds of the institute and myself. By running the index finger of my left hand on the plan, or simply by looking at it, at the moment when my finger

## PRINCIPLES AND PRACTICE OF RADIESTHESIA

or my eyes hit upon the exact site corresponding to the spring on the plan, the specific radiation of water was transmitted by this line of force from my thought and came to reach my brain. Thus it produced exactly the same reaction as if I had been on the site myself, above the spring, just as here in my home I hear a radio concert given in Paris, Rome or London, exactly as if the orchestra were in front of my eyes.

I must admit that such explanations are very fascinating and one cannot help believing them to be true especially when knowing that Lakhovsky's theories have been confirmed in other parts of the world.

The theory of thought-vibration has received the support of eminent scientists, notably Professor Cazamalli of the University of Psychiatry in Rome. There is no doubt that if this theory were finally confirmed, every radiesthetist, expert or otherwise, would be delighted to accept it. Thus it would be science itself which, in confirming radiesthetic phenomena, would put an end by means of its own weapons to a conflict which is to be deplored from every point of view.



## *Part One: The Elements of Radiesthesia*

### I FUNDAMENTAL HYPOTHESIS

THE human mind, lost in a labyrinth of facts, needs for its guidance an Ariadne's thread. Here then, to serve as a basis for our studies, is a broad hypothesis which seems to fit the facts.

Everything takes place as if:

A. All bodies without exception are constantly emitting undulations or radiations.

B. The human body enters these fields of influence and becomes the seat of nervous reactions, of some kind of current, which flows through the hands.

C. If an appropriate object, such as a rod or a pendulum, is held in the hand, the invisible flux is made manifest in the movements given to this object, which acts as a kind of indicator.

A comparison will serve to illustrate our hypothesis. Let us take the well-known principle of wireless. A circuit is connected with a battery in such a way that a current would ordinarily flow. But intercalated in the circuit is a tube containing filings, the brilliant invention of the famous French scientist Branly. Now the current does not flow, because the filings constitute a series of bad contacts. but if a Hertz generator is used to emit waves of a certain kind, at once the filings act as conductors and current flows in the circuit.

In the same way everything takes place as if the human body, with all its resistances, normally constitutes a circuit in which the current flows very feebly or not at all, whether the current involved is of physiological or external origin. But, if a radiesthetic wave is generated and the operator fulfils the necessary conditions of receptivity, then the human coherer functions

## PRINCIPLES AND PRACTICE OF RADIESTHESIA

at once, the current flows through setting the pendulum in motion, and the variety of the pendulum's movements corresponds with the variations of the waves that have brought those movements about.

And so, in tracing the effect back to the cause whence it arises, it seems now logical to proceed and analyse the parts played by the pendulum, by the human organism, and by the forces emanating from bodies in general. Then to go further and show how the radiesthetist goes about his work, making use of each of these elements in the chain of cause and effect, operating first 'on site', then at a distance, and concerning himself both with inanimate bodies and with living beings.

## II THE ROLE OF THE PENDULUM

### 1. DEFINITION

A PENDULUM may be defined as any body suspended by a flexible link. In principle, anything held up in the air by a flexible link is capable of balancing freely.

### 2. SUBSTANCE

The pendulum may be made of metal, wood, ivory, glass, marble, or liquid contained in a flagon, or any other heavy body. A watch answers the purpose quite well but using it that way puts it out of order either by shaking its spring or by magnetising it. It is preferable to use a neutral substance such as wood, glass, or ivory, or else the substance itself that one is searching for. Some radiesthetists use a hollow instrument in which fragments of the substance searched for are placed.

### 3. SHAPE

The round shape has the advantage of being less affected by winds.

### 4. WEIGHT

The normal weight is from 30 to 100 grams. But it is advisable to use a heavy pendulum (100 grams or more) when prospecting for heavy bodies. Likewise, sensitive operators will do better with a still heavier pendulum for a light one may get twisted in their hands. But to detect the finer points in any given case, a light pendulum is better (20 to 30 grams).

One often has the impression of a change of weight taking place. The same instrument held over a stream or liquid petroleum seems to get heavier. Held above some underground area, and especially above a pocket of gas, the pendulum seems to float in the air. It is important to know whether this impression corresponds with a real modification.

Instead of holding the chain between the fingers, it should be attached to the end of a flexible rod, for example a wire

## PRINCIPLES AND PRACTICE OF RADIESTHESIA

acting as a spring. Acted upon by the weight, the wire adapts itself to a certain curve. Over a can of petrol, the curve is accentuated, and over a cavity it is diminished. Therefore, there is a certain force adding to the weight or diminishing it.

### 5. THE CHAIN AND ITS REGULATION

The chain, wire or thread of suspension, must be flexible and without any torsion so as not to interfere with the movements of the pendulum. Often beginners fail to obtain results owing to not having regulated the chain. One must, when for example, standing above a silver coin, let the chain slip between the fingers until obtaining movements that are distinctly marked and regular. Then the chain is regulated in length for the operator and for the object itself. One can also, by holding the chain at the same point, obtain the necessary regulation by raising or lowering the hand.

### 6. EFFECT OF COLOURS

Some radiesthetists use a coloured pendulum and there is nothing very surprising about that. We know that the seven colours of the spectrum obtained by the decomposition of white light have their own individual wave-length. If Radiesthesia is a question of waves it is to be expected that certain waves should harmonise with certain colours and be in discord with others. A coloured pendulum may be useful for working on certain bodies but not on others. Personally, I do not use coloured pendulums for my method offers more certain means of determination. A table of colours is given below, some of which may be used for certain bodies but not for others.

With regard to the role of colours, it may be said that coloured objects act as radiesthetic filters, keeping out the radiations of certain bodies and allowing those of other bodies to pass through. The use of a coloured pendulum thus provides an additional process of detection.

Let a body be placed on a table. Holding the pendulum above it, the experimenter captures the ascending column,

# THE ROLE OF THE PENDULUM

provided there is no fading at the time. The pendulum functions quite well. A piece of coloured paper is then interposed with the result that sometimes the pendulum stops working suddenly or sometimes continues its movements.

Here are a few examples. The names preceded by a number correspond to those of Ripolin's classification. One must also take into account the chemical composition of the colour.

RADIATIONS LET THROUGH		RADIATIONS STOPPED	
For Water			
	Red		Prussian blue
	Grey green	4	Clear yellow
1055	Clear pearl grey	1	Snow white
	Dark green		Rosy
29	Irish green		
	Straw yellow		
For Gold			
	Carmine red		Red
29	Irish green		Blue (medium)
	Blue violet	4	Clear yellow
	Reseda green	13	Ultramarine blue
			Red
		1021	Tyrian red
For Silver			
	Blue (medium)	1415	Carmine red
	Blue	1021	Tyrian red
13	Ultramarine blue		
For Petroleum			
	Various shades of green		Various shades of red
	„ „ blue		
	„ „ orange		
4	Dark yellow		
	Chamois		
	Ash grey		
	Steel grey		
For Copper			
	Various shades of blue		Various shades of red
	„ „ green		„ „ yellow
	Salmon pink		

From a practical point of view, it is advisable to experiment first on a sample of the same nature as that of the object searched

for to see the effect of the coloured paper that is being used.

#### 7. TEMPERATURE

Other things being equal, if a pendulum is heated over a flame its oscillations and rotations will immediately show an amplitude three or four times greater, and as it cools down to normal the movements are slowed down.

It is easy to carry out this experiment with a flagon of water more or less hot.

Conversely, if a pendulum is made with a piece of ice about the size of an egg and held over a metallic object, its oscillations and rotations will be scarcely perceptible.

This experiment should be borne in mind. It shows that, provided the conditions remain the same for the person of the operator, as far as his sensitiveness and the object to be studied are concerned, a variation of a purely physical nature, such as temperature, stops the pendulum or accelerates it.

Beginners, and those who fail to make the pendulum work in their hands, should try heating it. Another way of carrying out this experiment is to take a pendulum attached to a chain and dip it successively in melting ice, in water at room temperature and in boiling water. When held over the same metallic object, such as a coin, the differences in amplitude of its movements should be noted in the three cases. This detail shows that the conditions under which the pendulum works are not immaterial.

#### 8. MOVEMENTS

The movements of a pendulum have three forms : oscillations, rotations or gyrations, and ellipses.

*Oscillations.* Oscillations are balancing movements remaining in a vertical plane and may be likened to the movements of a swing. As in a swing, the start is only given in one direction, the backward movement being due to gravitation. It is not a single impulse which slackens off, as is the case with Galileo's

## THE ROLE OF THE PENDULUM

pendulum, but a series of impulses that are kept up. The oscillations are not symmetrical and the pendulum 'draws' in one direction. This is of practical importance in discovering the direction of a stream, the pendulum being attracted in the direction of the current.

The amplitude of oscillations is variable. It depends on the mass of a body and on its radio-active power, on the sensibility of the operator, the lightness of the pendulum and its temperature as well as the length of its chain.

On the other hand, an unaccountable fact is that distance has no influence. I shall discuss again this point that the oscillations caused by the same weight of the body are equally powerful, whether the body is situated at a great distance or under one's feet.

*Rotations (or gyrations).* In this movement, the pendulum describes a series of circles, and the thread of suspension outlines the surface of a cone. This movement may be a combination of the preceding one with a force swaying the pendulum from the vertical. It is important to observe the direction of rotation which sometimes indicates some very refined differentiations. Direct rotation is clockwise; inverse rotation is anti-clockwise. If an experiment is carried out correctly and for the same body, apart from the particular polarity of the operator, this direction is constant for the same operation.

*Ellipses.* The pendulum, functioning by its initial impetus, describes two or three ellipses at the moment when oscillations turn to rotations, and reciprocally.

### 9. CORRECT MANNER OF HOLDING THE PENDULUM

The pendulum should be held in the right hand (left hand in left-handed people) between the thumb and the index finger, with the least possible pressure, the back of the hand being uppermost and the arm without any contraction, relaxed and supple. The pendulum will still function, though not so well, if the chain is suspended at the end of a wire held in the hand.

## PRINCIPLES AND PRACTICE OF RADIESTHESIA

### IO.

### PENDULUM AND ROD

The dowser's rod gives the same results as the pendulum. Though I seldom refer to it, it is not to be despised. It is useful in the detection of the direction of a stream, for example. But, on the whole, the pendulum is preferable. Less cumbersome and less tiring to manipulate, it describes a greater number of movements and, above all, it reproduces the form of objects which influence the operator. It also indicates more exactly the position of bodies. On location, it enables one to work at a certain distance, and for prospecting on a map it leaves the left hand perfectly free.

The rod is less precise because it is too sensitive. Being always in a state of tension its equilibrium is unstable and its spring functions with some violence. It starts off from a state of contraction while the pendulum acts from a state of rest.

It is certain that from the earliest times the Chinese and Indians knew about the use of the rod and the pendulum. In 1799 Professor Gerboin of the University of Strassburg brought back a pendulum from India, and presented it to the Academy of Sciences in Paris; and the famous scientist Chevreul was appointed to make an investigation in 1833. But unfortunately he did not possess the physiological aptitudes to make him sufficiently sensitive to the range of radiations involved, and his conclusions were negative, which retarded the study of the pendulum for half a century.

### II. MY 'SAMPLE' PENDULUM (patented)

In answer to the numerous requests on the part of the students of Radiesthesia to give them a standard type of pendulum of absolute reliability, I have designed a pendulum which seems to fulfil all the conditions for ensuring success as a working instrument.

It has two characteristics which give it a great practical efficacy. First, it is composed of an alloy of several metals, which makes it a very sensitive instrument and renders it



## THE ROLE OF THE PENDULUM

neutral, because this combination of metals is rarely met with in nature.

But what makes it a highly practical instrument for the prospector is the fact that it can be easily opened, and closed tightly enough, to contain water or some other liquid.




FIGURE 1 . ABBE MERMET'S PENDULUM

The great advantage of this pendulum is that the prospector can easily introduce fragments of bodies that he is searching for and thus establish the syntonisation which is always useful and sometimes necessary.

It need hardly be said that it is not enough to have a good instrument. One must know how to use it. What would be the use of a Stradivarius in the hands of an unmusical person?

There are certain laws which must be known, and above all, a great deal of experience is required.

### III THE UNCONSCIOUS ROLE OF THE ORGANISM

#### I. THE BODY AS CONDUCTOR

**I**T is almost certain that the force that moves the pendulum does not reach it directly but through the intervention of the body of the radiesthetist. The pendulum may be held in any part of the right hand but it will function only if the right foot is placed in a proper position. If the right foot is lifted (left foot in left-handed people) there is no movement of the pendulum. Let us make it clear that it is the ball of the foot that is involved, and not the heel. Thus, everything takes place as if the radiesthetic flux entered through the right foot, flowed through the body and escaped through the right hand while moving the pendulum. But as the rays are vertical ones they can be picked up also by any anatomical part on the right side: knee, elbow, shoulder, head, etc.

In the description given later of the radiesthetic field surrounding the body we shall give a definition of the various rays: fundamental, mental, luminous, etc. What we said about the position of the right foot affects only the fundamental ray. The mental and luminous rays can be picked up even if the right foot does not rest on the ground, either with a finger of the left hand forming an antenna, or with the pendulum itself moved by the operating right hand. The mental ray needs no external antenna; one may even close the eyes, for it is only the brain that is involved.

It has been said that rubber soles interfere with the functioning of the pendulum but there is no evidence of this. Indeed, no insulating substance is known which can affect radiesthetic radiations.

#### 2. THE SYMPATHETIC NERVOUS SYSTEM

What takes place in the human organism is a matter of conjecture. Who can explain the nature of the nervous current

## THE UNCONSCIOUS ROLE OF THE ORGANISM

flowing through the body? But it would seem that the nervous system is involved and that the nerves act as conductors. As a simple indication I should like to mention the following fact. When I am asked by anyone if he can become a radiesthetist I take the radiation of the great sympathetic nervous system; if it is below a certain figure the individual is not suitably endowed. The figure 18 seems to be the minimum figure for 'immediate' capacity in any person.

### 3. WHO CAN BE A RADIESTHETIST?

This question is often asked. The required talent is by no means rare but the gifted individual is not aware of it. It would seem that about three men out of four possess this gift in the latent state, and all that is necessary is to develop it. Some reveal themselves to be radiesthetists at the first attempt, sometimes while undertaking an experiment for fun. Others need guidance and tuition. In order to be successful the beginner must be guided by an expert; he needs a method, a discipline, to avoid wasting time in discovering things which are known already. The usual mistake made by beginners is to set aside any form of apprenticeship, to tackle the most difficult problems right away and to get discouraged at the first failure. A little modesty is always a good thing. The discredit unjustly suffered by capable radiesthetists is often due to foolhardy beginners.

As some people are exceptionally gifted in the realms of mathematics, music or painting, so certain organisms are wonderfully endowed with radiesthetic sensitivity. There are some who do not even need a pendulum, for the reactions they experience are sufficient to give them the necessary information. This somewhat morbid sensitivity may prove to be more upsetting than useful. Some individuals experience a violent nervous commotion, even painful, when approaching a stream of water. My own father used to find himself jumping while passing over a subterranean stream. Personally, I am not so sensitive and I experience a sensation of heaviness in the legs while my feet

## PRINCIPLES AND PRACTICE OF RADIESTHESIA

seem to be stuck to the ground and I have a feeling of trepidation. These impressions, increasing in intensity with the degree of the radiating power of the external body, remain rather vague and do not enable me to determine the nature of a certain body without a pendulum.

It is also true that certain individuals, who are exceptionally gifted, actually 'see' water under the earth, or various bodies, as if the earth were transparent for them. These cases of physical clairvoyance are extremely rare but they constitute a manifestation of a singularly greater receptivity.

### 4. CAN THE SCIENCE OF RADIESTHESIA BE TAUGHT?

The answer to this question is an unqualified affirmative provided the beginner fulfils the necessary physiological conditions, as proved by the numerous adepts I have instructed regarding the secrets of the pendulum in the course of lectures and my private conversations. These individuals have reached a high degree of expertness through their own experience and have succeeded extremely well in the branches in which they have chosen to specialise. But let us not forget that just as it is difficult to train a sheep dog to become a hunting dog or to transform a cart horse into a race horse, or a man who is tone deaf into a good musician, so likewise only an inefficient radiesthetist will emerge out of a beginner, continually failing and unlucky, who has not been endowed with the 'gift' — I mean the physiological, intellectual and moral aptitudes which are indispensable to the making of a good radiesthetist.

I have received hundreds of letters in the past years confirming my conviction that Radiesthesia can be taught, and a study of the present work has resulted in many people becoming excellent operators who never had the slightest idea of Radiesthesia previously.

## IV THE ROLE OF BODIES IN GENERAL

### I. UNDULATIONS OR RADIATIONS

OUR fundamental hypothesis is that 'Everything takes place as if all bodies emitted undulations or radiations.'

Our senses, or our instruments, enable us to observe that certain bodies, under certain conditions, vibrate and give off various kinds of waves called undulations. For example, the water in a pond struck by a washerwoman's beater; the air made to vibrate by a sound; the ether (unidentified substance but very useful for explaining certain phenomena) disturbed by oscillating sparks emitted by a radio station. Other bodies, radium, for example, give off violently their constituent atoms, and anything brought near them is subjected to a molecular bombardment.

Does our sun, radiating such an abundance of light and heat, function by means of radiations or undulations ? This question has been discussed for a long time. Newton maintained that light was due to a projection of corpuscular elements which, given off by the sun and traversing space, ultimately reached us. Huyghens, on the other hand, stated that light was due to undulations, nothing of a material nature affecting their speed through space, but only the vibratory shock disturbing the atoms in the ether being transmitted.

Fresnel's experiments on interference, in which two luminous sources produce dark bands and light bands according as the undulations are accumulated or neutralised, are easily explained by Huyghens' theory but not by Newton's.

It is to avoid a controversy that our fundamental hypothesis states 'undulations or radiations'. For the time being, it is of little importance;.

If, therefore, we already know that several bodies emit undulations or radiations, it seems reasonable to suppose that all bodies do the same. If not, how is one to explain that all bodies, more or less, give rise to the movements of the pendulum?

## PRINCIPLES AND PRACTICE OF RADIESTHESIA

### 2. RADIESTHETIC FIELD

To express the idea that all bodies, far beyond their material surface, influence other bodies by forces emanating from their own substance, it is customary in physics to say that they are surrounded by a field. Nothing is more familiar to us. If a candle is lit, it is surrounded by a luminous field perceived by the eyes and by a calorific field felt by the hands. If a note is struck on the piano, a musical field is created and the corresponding string of a violin nearby vibrates.

But there exists a far greater number of fields than we have senses for. An X-ray tube produces an invisible field enabling us to see bones and other opaque bodies on a special screen. The Eiffel Tower gives off a field of Hertzian waves, not visible, warm or audible by themselves, but which, with an appropriate apparatus, can be transformed into harmonious sounds.

The radiesthetic field is not perceptible to our senses. In order to be manifested to us it requires a specific intermediary: the apparatus of the radiesthetist.

There is also another anomaly. Most of the fields known to us are homogeneous, that is to say that forces are given off with equal intensity in all directions. Barring obstacles, all the Hertzian waves emitted at a given time by a transmitter are found on the same spherical surface at a given moment, having the point of emission as centre.

But there exist non-homogeneous fields, for example, the magnetic field. The lines of force created by a magnet are very close together round the poles and not found in the middle. To create a discontinuous field one can place obstacles in a continuous field. A lamp fills all the surrounding space with light. If it is capped by an opaque lampshade, there remain two luminous cones directed upwards and downwards respectively. If the lampshade is perforated, a ray of light will escape through the hole. Thus the luminous field is reduced to two cones and a ray; it is discontinuous.

Now radiesthetic fields are continuous and discontinuous at

## THE ROLE OF BODIES IN GENERAL

the same time. Let us endeavour to explain this phenomenon as clearly as possible.

First let us examine the discontinuous aspect of these fields. The pendulum exploring methodically all the space surrounding a body will only be affected by rays in certain regions where their presence will be indicated by various movements. Everywhere else, even in close proximity to the body, the pendulum will remain motionless. The sum total of these rays, wherever found, some being constant and others variable, is characteristic of the nature of any given body and enables us to identify it. Thus a field, in its discontinuous aspect, is composed of curved surfaces and simple lines or straight rays, curves or spirals, which are called magnetic lines, magnetic surfaces, fundamental ray, spirals, vertical column and radiesthetic energies. In the intervals between these lines or surfaces, the pendulum remains motionless.

X It is possible to capture all these radiations with the pendulum by holding it around or above a radiating body, or with the left hand functioning as a mobile antenna around the body, also with any part of the body, for example, the knee, elbow or head.

With regard to the continuous aspect, the radiesthetic field manifests its action in all directions and in all dimensions of space. It is manifested to the pendulum by means of the mental ray or solar or luminous ray.

If we wanted to represent a radiesthetic field we should have, in order to show its discontinuous aspect, to place around the body in certain directions and inclinations some wires, straight or twisted, and some cylindrical or spherical surfaces. We should also, in order to show the field in its continuous aspect, surround the body with rays emanating from its centre in a straight line and in all directions.

Before discussing the characteristic features of various fields, it might be useful to enumerate the elements common to the majority of radiesthetic fields. To explore all the space around a fragment of a body, it should be placed on a stand properly

## PRINCIPLES AND PRACTICE OF RADIESTHESIA

orientated whose under surface is easily accessible, or suspended from the ceiling by means of a string. By displacing methodically the right foot, or a finger of the left hand acting as an antenna, one will find the constituent elements listed below which will be indicated by the pendulum.

- 1 - Magnetic surfaces and lines of force,
- 2 — Fundamental ray,
- 3 — Mental ray,
- 4 - Solar ray and artificial rays,
- 5 - Witness ray,
- 6 — Vertical column,
- 7 - Radiesthetic images,
- 8 - Numerical figures and direction of rotation,
- 9 - Spirals,
- 10 — Pendular designs,
- 11 — Variations in weight,
- 12 - Fading.

### 3. MAGNETIC SURFACES AND LINES OF FORCE

Let us take the case of a dowser searching for an underground stream of water. Suddenly his pendulum indicates the presence of water but it is only a line of force and if one were to start digging no water would be found. He advances forward at right angles to the line and comes across six others, equally magnetic, and the next one indicates the actual presence of water. On the opposite side, the same series is found. For the time being, let us bear in mind the fact that a stream of water is accompanied, on each bank, by a group of seven magnetic parallel lines, or fourteen altogether.

Furthermore, the pendulum shows that these parallel lines are a section, on a horizontal plane of the ground, of seven magnetic surfaces in the form of concentric cylinders which can be detected above and below the stream of water. Let us imagine an electric cable surrounded by seven insulating layers, or a pencil wrapped up with paper seven times.

If the stream ascends vertically, a section on the horizontal



# THE ROLE OF BODIES IN GENERAL

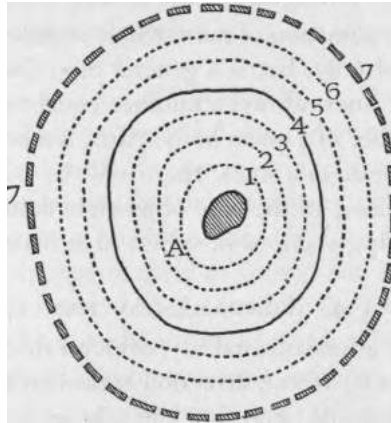


FIGURE 2. LINES OF FORCE WITH A VERTICAL COLUMN OF WATER

Projection on a horizontal plane. Vertical column of water at centre. 4: Median.

7: Great parallel.

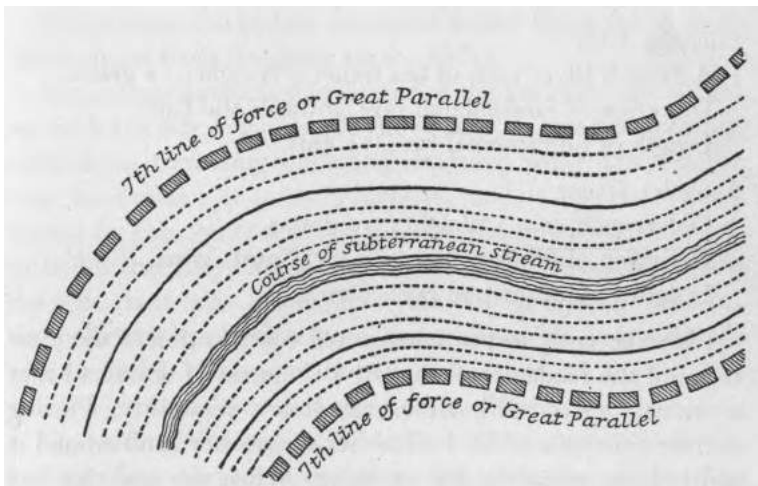


FIGURE 3. LINES OF FORCE WITH A SUBTERRANEAN STREAM

Projection on a horizontal plane

## PRINCIPLES AND PRACTICE OF RADIESTHESIA

plane of the ground will give seven circular and concentric lines.

Now this phenomenon of radiesthetic surfaces is not characteristic of water only, but is a general one. Gold gives eleven lines, silver six lines, always a number equal to the characteristic serial number of a given body. Also, if a body is stretched out (coins laid out in a line), there will be parallel lines and cylindrical surfaces. In the case of a single coin, there will be concentric circles, sections of spherical surfaces.

### 4. FUNDAMENTAL RAY

Every body has a fundamental ray, which I discovered myself, emanating from it, whose direction makes an invariable angle with the North-South direction and whose inclination on the horizontal plane is constant.

The direction of the fundamental ray is always away from the object. Its length is proportional to the mass of the body, and, given the same weight of various bodies, to their power of radiation. (Fig. 6.)

#### *Example: Silver*

A French silver coin of ten francs. Weight: 10 grams.

Direction of fundamental ray: towards the East.

Length of fundamental ray: 10 cms.

#### *Example: Copper*

Old French coin. Weight: 10 grams.

Direction of fundamental ray: 45° South-West.

Length of fundamental ray: 5 cms.

I have recently had an unexpected confirmation of the existence of the fundamental ray. At a Congress of dowzers I met a woman gifted with an extraordinary sensibility. Putting a silver coin on a table, I asked her to pass her hand around it and tell me when she felt anything. When she said that her hand felt a sensation of coolness it was exactly to the East of the coin. By changing the metal studied, I observed that the sensation of coolness invariably occurred in the direction where

## THE ROLE OF BODIES IN GENERAL

the pendulum gave the fundamental ray. In the particular case of a hypersensitive person the fundamental ray became perceptible to the sense of touch.

### 5. MENTAL RAY

There exists another ray, which I also discovered myself, linking up the object with the operator and any other person. I call it the mental ray because it comes<sup>^</sup> directly from the object to the brain of the observer. (Fig. 6.) It never fails to manifest itself, except in cases of fading, and is always within reach. It persists even when the hand or the foot is lifted, and it is this ray which enables one to work while flying in an aeroplane. It indicates instantaneously, without having to move a single step, for it is sufficient to turn the body around, the presence, nature, direction and distance exactly, and the approximate depth, of the body searched for. All this will be explained further on. Among my discoveries, I consider that of the mental ray to be the most important, after that of the fundamental ray.

Where does the mental ray come from? From the body to the brain or from the brain to the body?

The comparison called for is that of the luminous ray. When we look at a star, for example the polar star, it is certainly not a visual ray traversing space and returning which gives us the final impression. It is the luminous, undulatory disturbance caused by the combustion of the star which affects our eyes, provided that they function normally and are directed towards the star. As it takes about three years for its light to reach us, the polar star could have been extinguished but it would still remain visible. If it were not so, how could we see nebulae whose light takes a million years to reach us.

Now radiesthetic rays behave like luminous rays very closely in that they emanate from all bodies, but they differ from luminous rays in that they are not impeded by any obstacle. Just as all the stars, barring obstacles, look down on us, as it were, with a luminous ray, so all bodies, irrespective of ob-

## PRINCIPLES AND PRACTICE OF RADIESTHESIA

stacles, are in contact with us by means of a non-luminous ray. Every body, vibrating in all directions, constantly reaches every man owing to the emanation of its non-luminous waves. It is they which come to us and not something from us escaping to explore far away. Our organism is not a transmitting station of waves but a receiving station. Our brain is like a radiesthetic eye and not a lighthouse. It receives or ignores certain rays but does not send any rays out. The almost total part of these rays, not being received, is lost. When, by chance, they come across a suitably receptive apparatus they make it function like a radio set and transmit their message.

Some people, and not the least learned of them, hold a hypothesis opposed to ours. For them our brain is a transmitting station of waves. If we want to know what exists at a great distance away from us, for example whether there is a gold deposit at a certain site, our brain would emit a mental ray which would fix itself on the site under investigation and would return charged with the answer. What is one to think of such an explanation?

Confronted with facts that are so new and strange it behoves us to remain humble.

Personally, I leave the solution of this great problem to those more learned than I.

I hold the hypothesis that the brain is a receiving station of waves for the following reasons.

A.I have demonstrated by experiments with mirror, prism and projection lantern, a singular similarity between luminous rays and radiesthetic rays. Now, from the point of view of vision, the human eye is simply a photographic apparatus whose lens is the objective, the iris serving as a diaphragm and the retina functioning as a sensitive plate. According to physicists who have made a special study of the eye, the sensitive substance is the 'retinal red' which is decomposed by the action of the light received, thus forming an image immediately transmitted to the brain, and is then replaced by a new layer of sensitive substance.

## THE ROLE OF BODIES IN GENERAL

A photographic apparatus is a passive receiver and so is the human eye. Therefore, by analogy, I conclude that it is reasonable to regard our radiesthetic apparatus as being purely a receiving one.

B. It is convenient, at first sight, in order to explain the facts discovered, to rely on the hypothesis of a visual survey of the site under study. But on second thoughts it appears that difficulties are encountered which seem to me to be insurmountable. This visual survey cannot be directed; for often one does not know in which part of the world the particular site actually is whose map lies before one's eyes. As this kind of visual prospection must be made in all directions, a great deal of mental energy is required to work at a distance of

10 to 20,000 miles away. One could not help being conscious of such a nervous effort involving loss of energy and fatigue. Yet, one can work on maps for two or three hours without experiencing any more fatigue than in any other kind of intellectual work. By putting a finger on a plan the pendulum begins to move and one is conscious of being a disinterested spectator of the play of imperceptible forces.

C. Let us make this quite clear. A dowser in action is indeed a central transmitter of waves, just as a dowser at rest, or a non-dowser, or any animal, plant, metal or metalloid. But these waves are involuntary, unconscious, being constitutive of matter. It is the radioactivity of bodies.

D. The mental ray cannot be a simple emission of vibrations of the ether by the brain. Let us even admit that these waves can be transmitted from the brain to an object: but their nature would not enable them to gather useful information and bring back the answer. Such an activity is the monopoly of the mind. We should thus have to accept the possibility of an escape of the mind to reach a certain place situated thousands of miles away in order to give the desired information. Let us leave such a heavy responsibility to others.

E. The hypothesis which likens the brain or the whole nervous system to a simple receiving station is closely related to

## PRINCIPLES AND PRACTICE OF RADIESTHESIA

the functions of the classical five senses. Just as the eye does not project a look, the ear does not send out any listening aid, but confines itself to gathering up the sound that reaches it. The tongue restricts itself to tasting what is put on it, the nose to inhaling smells brought to it in the air, and touch is limited to palpating objects within its reach. Not one of our senses sends out into space an enquiring signal.

The same hypothesis is also more scientific for it does not separate itself from science. Its requirements consist only, as in wireless, of a transmitting station (the vibrating body), a transmitting medium (the same ether as for light and Hertzian waves) and a receiving station (in this case the nervous system of the dowser).

Astonishing as the results obtained by Radiesthesia may be, we have a sense of scientific security with it which is not far away from the indisputable facts of modern physics.

I stated before that the pendulum oscillating over a stream of water, *AB*, indicates the direction of the water by a kind of traction - that is to say, it indicates whether the water flows from *A* towards *B* or from *B* towards *A*. It indicates also the direction of the propagation of radiesthetic rays. Now, the direction of transmission of our mental ray is from the object towards the operator. This is felt through the pendulum as one feels the direction of a stream of water.

The operator can also capture the ray going from an object towards any other person, whether the object is visible or not. This seems to be yet another proof that this ray does not emanate from our brain.

### 6. LUMINOUS RAY

This ray would seem to be a radiesthetic wave making use of a light ray, whatever the source of it may be.

The principle of this ray was discovered, we believe, by Abbe Bouly. But our eminent colleague called it, wrongly we think, a solar ray under the pretext that this ray exists only in

## THE ROLE OF BODIES IN GENERAL

»  
daylight. And it is for this reason, according to him, that it is impossible to do any prospecting at night.

But long experience has proved to us that any kind of luminous ray, for example that of a lamp, is perfectly satisfactory for carrying out prospecting on a plan and even on location. Thus, during the evening, by way of study or recreation, it is quite possible to detect a radiating body, a coin for example, that has been hidden in the room where the operator is.

This luminous ray, emanating from the sun or any artificial source, constantly links up the source from which it emanates with all other bodies. And as regards the solar ray, it reaches all bodies even when the sun is masked by clouds. It is then that work becomes easier and more reliable because there are no magnetic images, or very few.

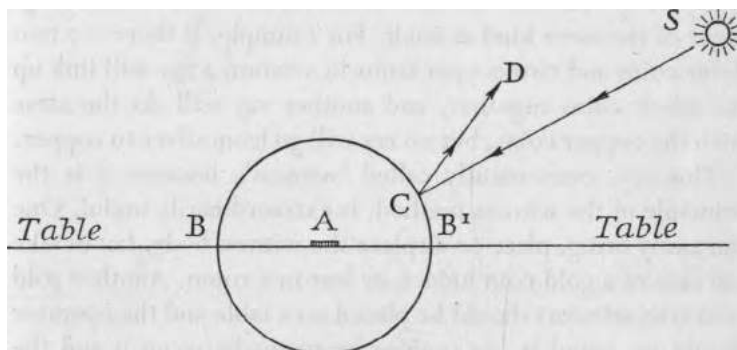


FIGURE 4. SOLAR RAY EXPERIMENT (I)

The solar ray is reflected by a magnetic surface surrounding the object. A: Silver coin placed on table. BB': One of the six spherical magnetic surfaces surrounding the coin. S: The sun, or a lamp. SC: Solar ray, direction S-C. C: Point of contact and reflection. CD: Reflected solar ray, direction C-D. D: Point where reflected solar ray ends: note that the reflected ray is very short.

We know that a magnetic surface BB' surrounds every body which lengthens or shortens itself and even disappears at certain times. It is useful to know that the luminous ray stops at this magnetic surface of the body as well as before the body itself, and it is this phenomenon which prevents the operator

## PRINCIPLES AND PRACTICE OF RADIESTHESIA

at certain times from locating exactly the object searched for.

(See Fig. 4.) *P.*

Let us also note that the luminous ray does not stop motionless before the body nor before the magnetic aura of it, but it seems to rebound forming a very short reflected ray. (See Fig. 5.)

The direction of transmission of the luminous ray is from the luminous source towards the body,- and that of the reflected ray is away from the body.

Any artificial luminous source, a candle for instance, or electric light, gives the same kind of ray SA. Thus we can, by displacing a source of light, increase at will the directions SA: their point of convergence indicates the object searched for.

### 7. WITNESS RAY

Every body sends out a radiesthetic ray towards another fragment of the same kind as itself. For example, if there are two silver coins and two copper coins in a room, a ray will link up the silver coins together, and another ray will do the same with the copper coins, but no ray will go from silver to copper.

This ray, conveniently called 'witness', because it is the principle of the witness method, is extraordinarily useful. One can easily bring, place or displace the witness body. Let us take the case of a gold coin hidden or lost in a room. Another gold coin (the witness) should be placed on a table and the operator should go round it. As soon as he passes between it and the coin searched for, the witness ray will be intercepted, and the pendulum, held in the right hand, will give the serial number of gold. The point where the operator stands and the position of the witness coin together indicate a direction which should be noted. The witness is then displaced and a second direction is obtained which will intersect the first at the point where the gold coin is hidden.

### 8. VERTICAL COLUMN

In an earlier edition of this work, I referred to an ascending column or vertical column in connection with radiesthetic



## THE ROLE OF BODIES IN GENERAL

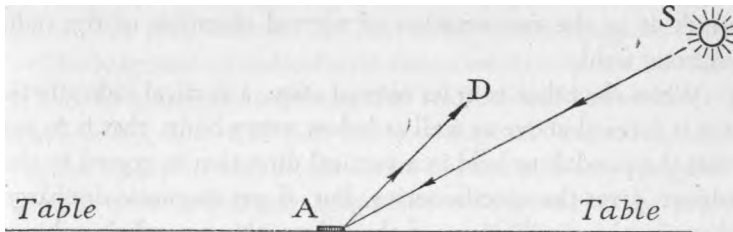


Figure 5. Solar Ray Experiment (2)

The solar ray is not reflected before reaching the object. A: Silver coin placed on table. S: Sun. SA: Solar ray. AD: Reflected solar ray. D: Point where reflected solar ray ends: note again that it is short.

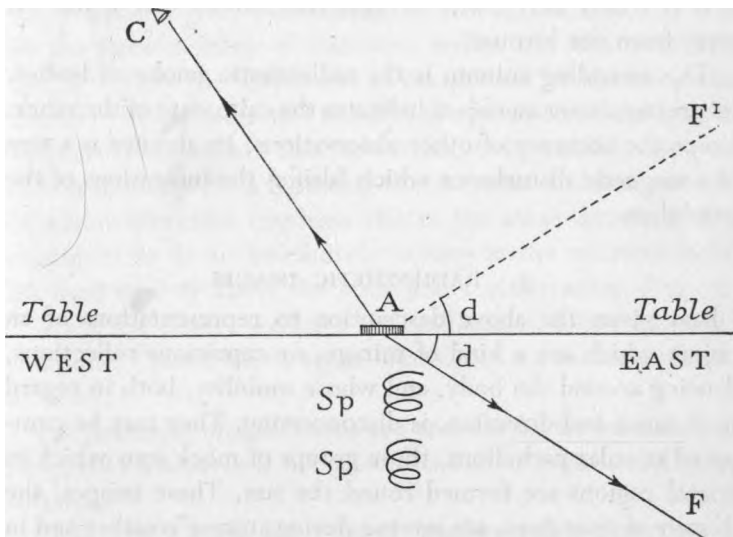


FIGURE 6. ASPECTS OF RADIESTHETIC FIELD

Vertical section. A : Silver coin placed on table. C: Position of radiesthetist's head: AC: Mental ray, direction from A to C. AF: Fundamental ray ending at F, appearing below the table, direction East. Sp: Spirals, two series each of three spirals, described by the pendulum beneath fundamental ray. AF¹: Magnetic line, a reflection of the fundamental ray AF, rising above the horizontal.

images. After further reflection, it seems more logical to include it in the enumeration of normal elements of the radiesthetic field.

X When the ether is in its normal state, a vertical radiesthetic ray is formed above as well as below every body, that is to say that the pendulum held in a vertical direction in regard to the object, gives the specific series. But, if any magnetic discharge disturbs the equilibrium of the ether, this ascending column ceases to exist and seems to have been dispersed, giving rise to deceptive magnetic images. A comparison may prove helpful. Let us take a group of Mohicans on the warpath. They bivouac in a wood and light a fire. If the air is calm, the smoke will ascend vertically and will give them away to their enemies. If it is windy only traces of dispersed smoke will appear far away from the bivouac.

The ascending column is the radiesthetic smoke of bodies. Its presence over an object indicates the calm state of the ether, hence the accuracy of other observations. Its absence is a sign of a magnetic disturbance which falsifies the indications of the pendulum.

#### 9. RADIESTHETIC IMAGES

I have given the above description to representations of an object which are a kind of mirage, or capricious reflections, dancing around the body, and whose mobility, both in regard to distance and direction, is disconcerting. They may be compared to solar parhelions, those groups of mock suns which in boreal regions are formed round the sun. These images, the despair of operators, are intense during stormy weather and in blazing sunlight, while diminishing at night time and in cloudy weather. Sometimes, after having been displayed around a body, they rise again and are found in a vertical column, just above and below it. It is then the best moment for the operator to work. If one is surrounded by images, the waiting interval will not be long for, as a rule, the periods are short and the changes continual.

## THE ROLE OF BODIES IN GENERAL

It is in prospecting for gold that they prove most troublesome. We shall indicate further on how to distinguish them.

The magnetic or radiesthetic image can be utilised provided it can be distinguished from the real object. If the latter is inaccessible, one will find on the image all the information required: depth, output, direction of stream. Everything takes place as if one were examining a face in a mirror. Furthermore, if one goes round the magnetic image, the radiesthetic ray is encountered which links it up with the object and makes its detection possible.

### 10. SERIAL NUMBERS AND DIRECTION OF ROTATION

For all the elements which have been mentioned earlier on, the pendulum gives a certain number of oscillations, followed by the same number of rotations, and so on. We must note that it is only the first series of oscillations or rotations that counts. The second series is only the repetition of the first, in a different direction. The first series, being ended, the pendulum hesitates for a moment, then repeats the same number in a new direction (perhaps also in the same direction) and continues to do so indefinitely as long as the operator holds A his hand near or above the body under observation. (Fig. 7.)

Thus, for silver, we have six oscillations, followed by six rotations. Then it starts again. The figure six is characteristic of silver.

Furthermore, the rotations are anti-clockwise because in a silver coin the silver is not pure. Pure silver gives a clockwise rotation.

Thus, every body has a serial number and a direction of rotation which are characteristic of it.

The determination of bodies by knowing the serial number for each one, independently of the operator holding the pendulum correctly, is one of the characteristic features of my method.

Other operators, particularly among very sensitive beginners, who let the pendulum go out of control, obtained series

## PRINCIPLES AND PRACTICE OF RADIESTHESIA

generally higher than mine. But, some of them have told me that having succeeded in holding the pendulum correctly and under control, they found the same figures as mine. There is, therefore, in these series, something which is objective and impersonal.

Certain operators, and not the least competent, state emphatically that my series do not correspond to an objective

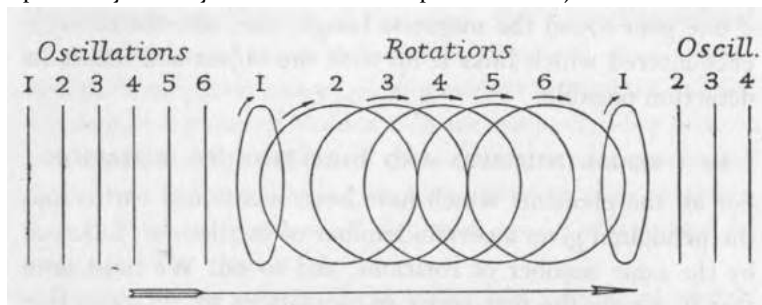


FIGURE 7. SERIAL NUMBER of GOLD

To avoid the confusion of superimposed lines, it has been supposed that the right hand is moving in the direction of the arrow.

reality and insist that they are personal and different with every operator. And it is a fact that they obtain important results with movements of the pendulum that are very different from mine.

Let us make another comparison. I have a friend who, having long lived in America, knows how to shoot accurately with a gun without taking it out of his pocket. One day, my friend aroused the admiration of a crowd of people at a fair in Aix-en-Provence, by breaking clay pipes with his gun close to the hip. Evidently there are several methods of shooting including the usual and the unusual ones. Anyone can train himself to use the one he prefers and distinguish himself. Yet, one cannot deny that there is a normal way of using a gun which, considering the form of the gun and that of the human body, is regarded as normal and must obtain superior results.

It seems that the same reasoning applies to Radiesthesia. If the vibrations emitted by bodies and transmitted by the ether

## THE ROLE OF BODIES IN GENERAL

are identical it is reasonable to suppose that they produce identical reactions on human organisms. But in order to do so, they must have free play and must not be impeded, deformed by any contraction, suggestion, stiffness or acquired bad habits.

It is quite possible to proceed badly in Radiesthesia just as one may ride a horse badly or shoot with a gun and miss one's target. It is interesting to note that a great number of radiesthetists have told me that after a certain education of their receiving system and of their right arm they obtained the same figures as I did. I have also seen young people and children finding several of my series at the first attempt whose figures they did not know. Yet, it seems to me that a knowledge of the figure helps to obtain it.

### 11. SPIRALS

Above the fundamental ray<sup>1</sup> the pendulum describes a curious figure in the form of a spiral consisting of a certain number of spirals separated or not by level runs. The orbits of the pendulum seem to ascend or descend a revolving staircase whose axis takes on unexpected forms but is constant for each kind of body. The pendulum seems to slide on the spirals of a solenoid or spring consisting of fragments of 3 spirals, 2 spirals and 1 spiral but in such a way that the total number of spirals always gives the same characteristic figure. For example, for silver: 3 spirals, level run, 3 spirals, total 6. For gold: 3 spirals, level run, 3 spirals, level run, 3 spirals, level run, 2 spirals, total 11. (Fig. 6.) P. 51

As regards the direction of the spirals, they arise from the body, alongside the fundamental ray with which they become identified.

<sup>1</sup>Or below the fundamental ray. For the sake of analytical clearness I have described spirals and fundamental ray separately. I am inclined to think that they are two elements of the same radiesthetic phenomenon. The spirals would be the fundamental ray itself which takes that form, and its straight line would be a projection whose length is proportional to the mass of the body.

An experienced operator finds spirals at each of the points of each radiesthetic ray.

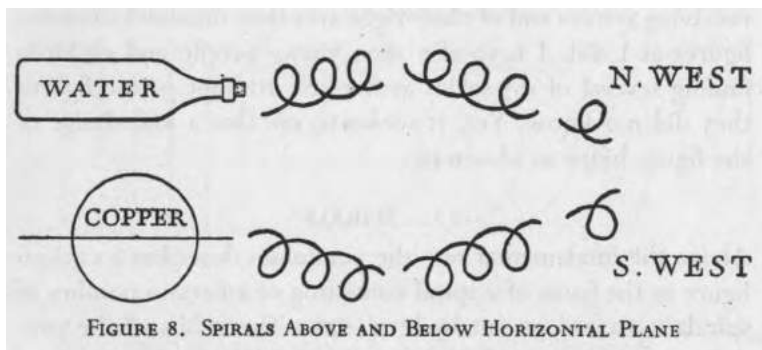
It should also be noted that the forces of the magnetic field are more intense below the body, that is towards the earth, than above it.

## PRINCIPLES AND PRACTICE OF RADIESTHESIA

The discovery of these figures is indisputable and my friends have called them 'Mermet spirals'.

I think it is advisable to draw the attention of radiesthetists to a fact which seems to me to be very important in order to differentiate the nature of bodies.

There are bodies which have the same serial numbers. How can they be differentiated? The answer is (i) they have not the same fundamental ray, (2) neither are their spirals identical.



Let us take, for example, water and copper. The fundamental ray of water is towards N.W. while that of copper is towards S.W.

The spiral of water (two groups of spirals and one spiral) is found above the horizontal plane of water while the spiral of copper is found below. (Fig. 8.)

### 12. PENDULAR DESIGNS

Experience shows that in expert hands the pendulum describes or draws in the air the form of a body. Thus, over a pair of scissors it will describe two circles and a straight line. Without any preconceived idea concerning this phenomenon we must take into account, apart from the elements common to radiesthetic fields, the force impelling the pendulum to reproduce the shape of the object. If, in the course of excavations, there is a column or a tomb underground, the pendulum will describe the column form or tomb form.

## THE ROLE OF BODIES IN GENERAL

### 13. VARIATIONS IN WEIGHT

It is also a fact that over certain bodies, for example, liquid petrol, the pendulum becomes heavier and draws towards the object while over other bodies (gaseous petrol) it becomes lighter and seems to withdraw from them. The pendulum is then tossed about and thrown back in various directions. We must therefore add to our list of characteristic elements of a body the force which by attraction or repulsion on the part of the object seems to increase or reduce the weight of the pendulum.

### 14. FADING

In radio transmission we are familiar with the fading of sound which interferes with the clear hearing of a broadcast. The same phenomenon is encountered in Radiesthesia. In stormy weather, and often without any apparent cause, the pendulum hangs motionless. It should, therefore, be understood that the phenomena mentioned above only manifest themselves provided there is no fading. When it occurs, one must wait until it is over. Fading is usually of short duration, but frequent. But if one cannot wait, I have found a means of suppressing fading. It consists in holding in the air, in the left hand, in the exact direction of the sun, either a raised finger or a pointed rod held vertically.

Another means of getting the pendulum to move in spite of fading is to let the suspension thread of the pendulum slip through the fingers until it moves again. But when fading ceases for the first length, it will start again for the second. As it is conceivable that the length of the suspension thread corresponds to certain wave-lengths, one is led to believe that fading might be due to some magnetic trouble modifying the wave-length of vibrations.

A third means is equally successful and consists in either using a heavier pendulum or in gradually raising the right hand holding the pendulum. When a certain zone is reached, fading ceases.

## V SOME EXPERIMENTS

### X. BRANLY'S EXPERIMENT

**B**RANLY, the famous French scientist, one day asked Father Tremolet, missionary in Morocco and dowser, if he could, from the garden, detect the presence of a gold coin on the table of his laboratory which was entirely screened with sheets of copper. The priest hesitated but Branly said to him: 'If radiesthetic radiations are such as I conceive them to be, you should be able to do it.' The experiment was carried out forthwith and was successful.

I have repeated this experiment by using various rays described earlier on. A gold coin was placed, unknown to me, in a soup-tureen made of stainless steel, with the lid covering it. Through the wall of a different metal my pendulum revealed the fundamental ray of gold, a solar ray obtained with an electric lamp as well as the mental ray.

Thus burglars before forcing a safe open could detect with a pendulum whether it contained precious metals or not!

### 2. MIRROR EXPERIMENT

We have already stated that the radiesthetic ray, which I call luminous, is invariably found between the sun and any given body.

When the body is exposed to the sun, that is to say struck

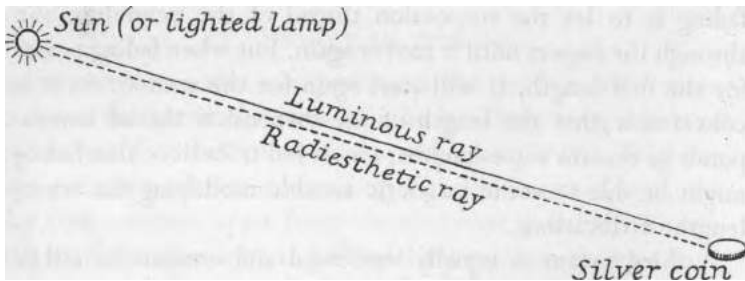


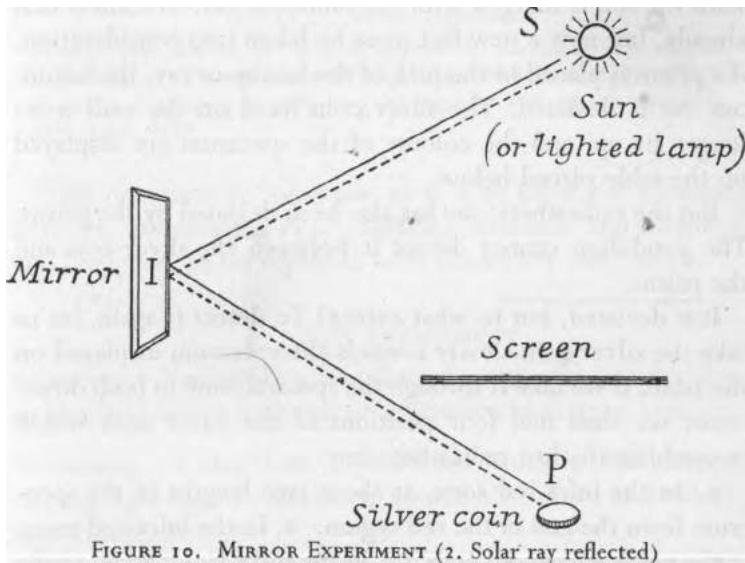
FIGURE 9. MIRROR EXPERIMENT (1. Solar ray direct)



## SOME EXPERIMENTS

by a luminous ray from the sun, the two rays, the visible luminous ray, and the radiesthetic ray, invisible but detected by the pendulum, travel along together in the same straight line. If an obstacle is placed in the way of the luminous ray, that is to say an opaque screen putting the object studied, e.g. a silver coin, in the shade, one can direct a reflected ray of light upon it by means of a mirror. Now the experiment shows that when the reflected luminous ray reaches the silver coin, all along its path, before and after the mirror, the pendulum gives the numerical figure of silver. Thus it is clear that the radiesthetic ray is reflected by the mirror just like the luminous ray. This observation is important for it establishes a similarity of nature between luminous, calorific, chemical (if any) and radiesthetic waves.

First part of experiment (Fig. 9) - No mirror. The luminous ray and the radiesthetic ray travel along together in a straight line.



Second part of experiment (Fig. 10) - Mirror introduced. The silver coin is put in the shade. It is not necessary but convenient

## PRINCIPLES AND PRACTICE OF RADIESTHESIA

because it will be easier to see the luminous spot which the mirror directs upon the coin.

When the luminous ray  $SI$ , reflected by the mirror, reaches the coin  $P$ , that is to say lights it up, then, and then only, the pendulum gives the numerical figure of silver along the path  $SI$  and the path  $IP$ .

Therefore this experiment has shown the presence of the radiesthetic ray  $SIP$ , reflected at  $I$ , on the mirror, exactly as in the case of the luminous ray.

### 3. PRISM EXPERIMENT

A room is made dark by putting up the shutters, but an aperture, as small as possible, is made in one of them. (Fig. n.) A solar ray penetrates through this aperture, then across the room, giving rise to a bright spot on the wall opposite. Let us put a silver coin on that spot. The solar ray which connects it with the sun is merged with the luminous ray. We knew that already, but now a new fact must be taken into consideration. If a prism is placed in the path of the luminous ray, the luminous ray is deviated. The silver coin fixed on the wall is no longer lit up, and the colours of the spectrum are displayed on the table placed below.

But the radiesthetic ray has also been deviated by the prism. The pendulum cannot detect it between the silver coin and the prism.

It is deviated, but to what extent? To detect it again, let us take the silver coin slowly towards the spectrum displayed on the table. If we take it through the spectral zone in both directions, we shall find four positions of the silver coin which re-establish the lost radiesthetic ray.

i. In the infra-red zone, at about two lengths of the spectrum from the end of the red region. 2. In the infra-red zone, at the point where red ends. 3. In the ultra-violet zone, at the point where violet ends. 4. In the ultra-violet zone, at about two lengths of the spectrum from the end of violet.

## SOME EXPERIMENTS

In these four positions, the radiesthetic ray of silver is re-established between the coin and the prism as well as between the prism and the aperture in the shutter.

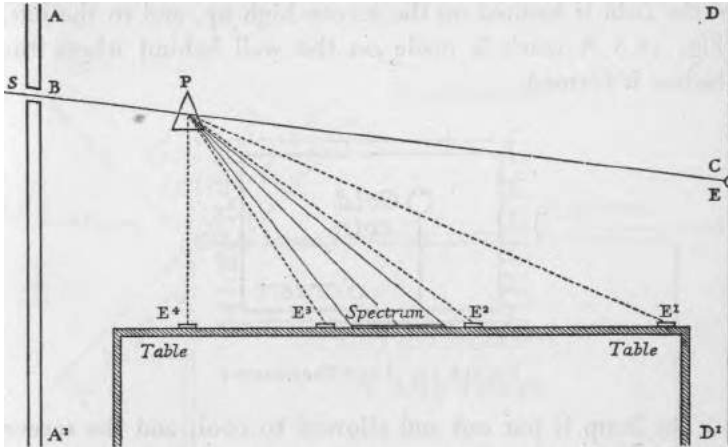


FIGURE 11. PRISM EXPERIMENT

*S*: Sun. *AA'*: Shutter. *B*: Hole in shutter. *C*: Luminous spot on wall.  
*DD'*: Wall. *E*: First position of silver coin. *P*: Prism. *E*<sup>1</sup>, *E*<sup>2</sup>, *E*<sup>3</sup>, *E*<sup>4</sup>:  
 Positions of silver coin indicating direction of radiesthetic rays *BPE*<sup>1</sup>,  
*BPE*<sup>2</sup>, *BPE*<sup>3</sup>, *BPE*<sup>4</sup>.

This experiment, important as it is to show the similarity between radiesthetic rays, calorific, luminous and chemical rays, deserves to be repeated with laboratory instruments.

### 4. LENS EXPERIMENT

*Hypothesis.* Radiesthetic undulations, rays, etc., could be of an identical nature with that of luminous undulations, rays, etc.

*Experiments.* If this is so, a glass lens, which has the effect of causing light rays to intersect, should also cause radiesthetic rays to intersect.

(In a projection lantern, the slide has to be placed upside-down, and in such a way that what should appear on the left of the screen will be on the right of the slide.)

## PRINCIPLES AND PRACTICE OF RADIESTHESIA

*Device.* In an ordinary projection lantern we place, instead of the slide, a gold coin, suspended by a thread so as to hang low down and to the right.

i. The lamp is lit and focussed upon the screen. The shadow of the coin is formed on the screen high up, and to the left. (Fig. 12.) A mark is made on the wall behind where the shadow is formed.

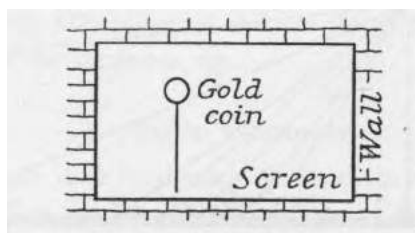


FIGURE 12. LENS EXPERIMENT

2. The lamp is put out and allowed to cool, and the screen changed to eliminate any possibility of remanence. Since, according to our fundamental hypothesis, the gold coin is a centre of the emission of waves, it is not necessary that it should be lit up.

Then, exploring the entire surface of the screen with the pendulum, the place is sought for which will give the serial number 11, which is characteristic of gold. Now the pendulum does indeed indicate a magnetic image of the coin, in almost exactly the same place as that in which the shadow of the coin appeared.

*Conclusion.* Since, in passing through the lens the radiesthetic rays are made to intersect exactly like light rays, it is probable that they are of an identical nature.

### £. THE CASE OF CORNERS

In prospecting for bodies, one must beware of a singular anomaly. A gold or silver coin placed on the ground, on a table or a ceiling, will give out radiations, except when it is situated in a corner, that is to say in the angle formed by two walls,

# SOME EXPERIMENTS

and very near their meeting line. From that point, all radiations cease, at least in that angle. In the four angles thus formed the radiations obliterate themselves, perhaps by reflection against the walls and interference between reflected waves. (See Figs. 13 and 14.)




FIGURE 13. EFFECTS OF CORNERS (1)

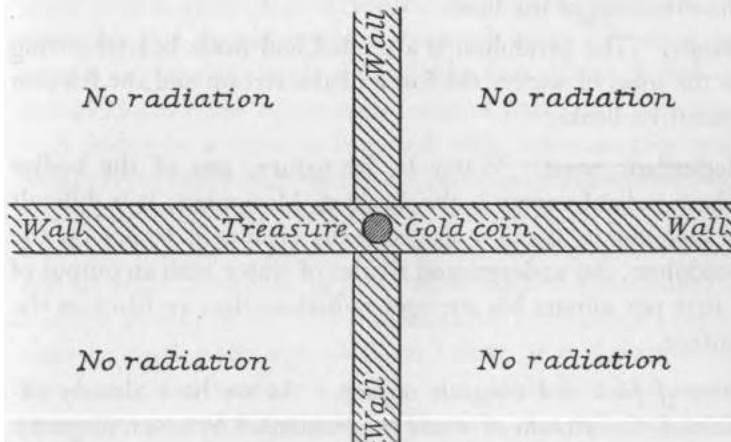


FIGURE 14. EFFECTS OF CORNERS (2)

## VI WATER AND CAVITIES

### I. RADIESTHETIC FIELD OF WATER

**T**HE fundamental ray  $F$  is directed towards N.W.  
The characteristic figure of water is 7 and the direction of rotation for pure water is anti-clockwise.

The figure of water is 7 but one must be careful not to mistake it for copper, whose figure is also 7; sandstone, 7\*5; molasses, 8.

They can be differentiated by the direction of the fundamental ray.

*Spirals.* Spirals are present. Their formula is 3 spirals, 3 spirals, 1 spiral. Total 7, in a half circle, below the horizontal plane. What may lead one to believe that they do not exist is that they are formed below the water as the operator stands above it. He does not explore below the surface which is generally inaccessible.

*Outline.* The pendulum outlines the form of the cavity containing water, that is to say the form of the stream, and gives the direction of the flow.

*Weight.* The pendulum is attracted and made heavier owing to the mass of water, the force of the stream and the friction against its banks.

*Radiesthetic power.* Water is, by nature, one of the bodies whose radiant energy is the weakest. Motionless, it is difficult to feel but its friction against walls enables it to act on the pendulum. An underground rivulet of water with an output of 1 litre per minute has stronger radiations than 10 litres on the surface.

*Lines of force and magnetic surfaces.* As we have already explained, the stream of water is surrounded by seven magnetic layers whose section on the horizontal plane will give fourteen lines if the stream is parallel with the ground, or seven con-

## WATER AND CAVITIES

centric circles if the stream ascends vertically. The most external of these lines, which I call the great parallel, and the fourth or median line, are the most marked, and a beginner will only detect these two lines. (See Figs. 2 and 3.)

In the case of very sensitive operators, and in stormy weather, this group of seven lines can be repeated as many as seven times and lead one to believe that the presence of water is far away from its real position. This phenomenon occurs especially on hill-sides. When called upon to investigate the cause of unsuccessful prospectings I have often observed that the operator had located, at the summit or in the hill-side, a spring which he should have searched for at the foot of the hill.

### 2. CIRCULATION OF WATER

Before prospecting for water, it is advisable to get rid of false ideas that are current on the way in which it circulates. Let us remark, in passing, that while geology can serve as a mode of control in the interpretation of movements of the pendulum, radiesthetic forces are completely independent.

We know that underground water is subject to certain physical laws which, if they were better known, would do away with a great deal of scepticism. When one states, for example, that an underground stream flows at a depth of 800 metres under Paris with a force like that of the Seine, one would like to know where such a mass of water can come from.

A house in a town is supplied with water in two ways. Water from rain which washes the roofs and disappears through the drains. Our only concern is to get rid of it. But water in a city, which has to be paid for, comes under pressure from a hill far away, circulates in subterranean pipes, penetrates into a house by way of the cellar and ascends vertically to the top floor by passing through all floors below. It is the same with free water. To discover a spring, one thinks first of using the pendulum in a verdant vale, at the foot of a hill, where the grass is greener and mixed with marsh plants. It is an error of judgment. All one will find is some rivulets like roof water,

## PRINCIPLES AND PRACTICE OF RADIESTHESIA

impure and inconstant, which gets dried up in summer. Pure water, cold, plentiful, inexhaustible, which is worth discovering, comes from mountains far away, and in Eastern France more often from the Alps.

Water from melting snow and glaciers, and water from storms, insinuates itself between geological strata; and wedged under impermeable ceilings, pushed by successive streams, affected by the forces of gravitation, it flows on underground in the most fantastic ways, falling sometimes in abysses, warmed up by going through deep strata, evacuating part of its mass through narrow chimneys reaching the surface, losing itself in a bed of sand or else ending its course into the sea.

The underground river in Paris passes at a depth of 1,800 metres below the lake of Geneva, near Lausanne. I have drawn a map of these subterranean rivers, some of which emerge on the summit of the Jura mountains. How can one account for their presence by saying it is due to rain water?

In the chain of the Jura mountains, from Geneva to Bale, I know of more than a dozen considerable springs emerging at the summit or in the sides of pointed peaks dominating the horizon. And these springs, irrespective of periods of drought, keep up a minimum output which is invariable. And yet the Jura has no glaciers nor any perpetual snow. Where could such fine springs of water of constant output at high altitudes come from, if not from the Alps?

### 3. DRINKING WATER

#### *A. Successful Cases*

Facts in support of radiesthetic detection of water are so numerous that we are giving only a selection of them relating to recent prospections.

#### *Oyannax (Ain)*

The local authorities of Oyannax found that their supply of water had dried up. There was no more water. As a result of geological information it was decided to make three or four



## WATER AND CAVITIES

borings in the neighbourhood of the source of supply at a depth of 30, 50 and 60 metres respectively, but without any success. There was still no water. In despair they contacted me on the 'phone and asked me to see what I could do. After an hour's hydrological examination, I said: 'Here, at a distance of 1 • metres from the wall of this building, and at a depth of between 12-1 £ metres, I can promise you an output of 1,£00 litres a minute.' This statement only evoked a smile on the part of those concerned. They would have liked to believe it but it was too good to be true. But a few days later, I received the following message: 'I have the pleasure to inform you that we have found water corresponding exactly with your forecast, that is to say 1,£00 litres a minute, at a depth of 12\*80 metres and at 1-50 metres from the house where our mechanic lives. (Signed) Lacroix, *Directeur*.'

### *Chaffois (Doubs)*

Contrary to the assertions of a geologist who on several occasions had attacked me in the local press, and made fun of my theory that water travels from the Alps to the Jura mountains, affirming that marshes, lakes and ponds were nothing but the result of infiltration of rain and melted snow in the Jura, I indicated to the mayor of Chaffois, in the midst of a marsh, a place that I requested him to mark himself, not wanting to get a load of mud on my boots, and told him: 'There, at the exact point where you have just put a stake, if you reach down to the first layer of clay, at a depth of 6.50 metres you will find a column of water ascending from 80 metres and giving an output of 650 litres a minute, the water being perfectly pure and fresh and completely independent of the marsh water. '

I was proved to be right all along the line. This locality of Chaffois, which had no water previously, is now supplied with abundant water, remarkable for its purity and freshness.

### *Cressier (Neuchatel, Switzerland)*

As it is a matter of establishing, conclusively, my theory which is so bitterly disputed and denied in certain scientific

## PRINCIPLES AND PRACTICE OF RADIESTHESIA

circles, I may be permitted to mention a few more facts similar to the case above.

And here, it will suffice to reproduce textually the letter I received from a prominent person in Cressier, after the discovery of water had been made. The scraps of conversation quoted in the letter will give an idea of the fight I was engaged in about the data of a geologist which seemed to me to be erroneous and prejudicial to the community. Here again events proved that I was right. Judge for yourselves.

Victory! At the point indicated, at the depth announced (exactly 7 metres and in an amount superior to your forecast, 240 litres a minute instead of 200) water has been found. Since Friday 24th October at 12 a.m., a magnificent stream of water flows without ceasing and proclaims your victory.

Boring operations were started on 22nd October. Before the operations were undertaken, M.S., engineer-geologist, stubbornly insisted for two days on setting the pump in action in the old hole at various depths. This only resulted in a few drops of mud flowing intermittently. As you know, an accident prevented the continuation of boring at the first point which you had indicated. We therefore decided to explore the second point also indicated by you.

When it was announced that a new boring operation was going to be carried out at a short distance from the first point, the engineer smiled and said: 'Go on digging if it gives you any pleasure but you will find no more water there than here. You will see, you will be compelled to adopt my solution, that is to say boring a large hole in order to increase the surface of infiltration.'

He waited for the end of this second operation and arrived on Friday at 2 o'clock, beaming and absolutely certain that no water would be found in the second hole any more than in the first hole. When he saw this powerful

## WATER AND CAVITIES

flow of more than 200 litres manifesting itself without ceasing, he turned pale. 'You see,' I said, 'Abbe Mermet was right.' Immediately, a lively discussion followed. He persisted in maintaining that it was a sheet of water and not a spring. But I pointed out that if it was a sheet, why was he unable to get a drop of water from it at a distance of merely 6 metres? 'Ah,' he replied, 'that was due to the fact that here, infiltration meets more permeable materials.' Finally, I said to him: 'Don't you realise that you admit, in other words, that it is not a question of a sheet but of the passage of a streamlet of water, as Abbe Mermet had always said it was.'

And ever since, the spring continues to give an output of 240 litres a minute. There is great enthusiasm in the region.

Congratulations. Don't forget to come and see the water which is as clear as crystal.

*(Signed) P. Raboud. 26th October 1930.*

N.B. I will only add a few words to these suggestive lines.

I had also indicated that the water in question would have a temperature of 9° whereas that of water from infiltration on the surface would be 12-14°. My forecast was exactly realised, and water discovered at Cressier had actually a temperature of 9°. It will remain perfectly pure if care is taken to surround it with a water-tight partition right up to the summit of its ascending column. For this water from the Alps, ascending by a chimney of sand through a layer of marl, is free from any contamination along this chimney. It is only at the point of its exit, at a depth of about 10 metres, that it could receive water from the surface infiltrated through the upper sandy layers.

*Riva S. Vitale (Tessin, Switzerland)*

The story of the drinking water supply of this locality is worth telling briefly. In this beautiful place, nestling at the foot of precipitous cliffs at the end of the lake of Lugano, repeated attempts had been made to discover water, but all in vain.

## PRINCIPLES AND PRACTICE OF RADIESTHESIA

And, of course, they were looking for water where it could not be found, that is to say in the mountain, always under the influence of the idea that water must go down and not go up.

Confronted with negative results of digging, some of the local people looked towards Capolago, a neighbouring locality, which had made great efforts to pump water where reeds were found at the end of the lake. They would not have been altogether displeased to see their neighbourly sister, Riva S. Vitale, share the expenses and the disappointments. Eventually, some well-advised local people decided to consult me. A meeting was held at the town hall attended by the local councillors. I tried to show that the Capolago project would be a miscalculation as much from the point of view of expense as from that of the quality of water. I also told them that if the previous digging operations were unsuccessful it was due to the fact that they were looking for water in the mountain where it could not be found, but actually there existed a fine spring which could be detected behind the town, a powerful spring with an output of 1,000 litres a minute giving water of very pure and fresh quality which they would find at a depth of about 2½ metres. I explained, by following its course on a mural map, that it came from the Alps in the N.E. and that it passed under the lake at a depth of 200 metres.

Some of the councillors were sceptical and it was very difficult to convince others who favoured the Capolago experiment. However, as the risks did not appear to be great in view of the hopeful prospects I held out, they decided that boring should be carried out. A few weeks later, on 6th April 1929, I received the following letter.

I could not write to you sooner for it is only these last few days that the Cantonal chemical laboratory has given us the result of its analysis confirming the perfect potability of water which was found at the depth of 2 3 metres, at the place indicated by you, and with an output of 1,000 litres a minute.

(signed) Dr. David Sesti.

## WATER AND CAVITIES

It would be easy to give further examples in support of my theory that water flows from the Alps to the Jura. Perhaps I may be allowed to add the following case which is very significant owing to the circumstances involved.

### *Prangins*

This locality, famous for the enforced stay there of the Emperor of Austria, Charles IV, during the war, had consulted a geologist in Lausanne (Switzerland) to prospect for water.

This expert, who was well known for his antagonistic attitude towards dowsers, expressed his intention of searching for water at the foot of the Jura and at a distance of three miles away, involving considerable expense. But before agreeing to this, someone suggested to Colonel Yersin, a high official, that he should consult me, to see if, really, there was not any water nearer which would be less costly to obtain and more reliable as regards output and quality.

As it was an urgent matter I came at once and in the town hall I announced that it would be quite unnecessary to look for water so far away since there was some on their door-step, as it were, with an output of 800 litres a minute, and very good water of the Alps too, passing under the lake and almost to the surface of the ground, at a depth of 3 or 4 metres, flowing through a filtering bed of sand.

After having overcome all opposition by proposing that all digging operations should be done at my own expense if no water could be found, they agreed to proceed in accordance with my plan.

And this is how the official in charge replied on 30th January 1929 to certain insidious questions which were put to him with a purpose that can easily be guessed.

Has any water been found? - Yes.

How many litres per minute? - 800.

At what depth? - At 3-50 metres.

Has there been any difference as regards the place indi-

## PRINCIPLES AND PRACTICE OF RADIESTHESIA

cated by Abbe Mermet, and if so, what is the extent of the error? — No error whatever.

Why was not the water indicated by geologists and engineers made use of? - Because, having made the experimental boring and having found the water there, we were perfectly satisfied from every point of view.

Has this water been analysed? - Yes. As far as temperature and quality are concerned, it has completely fulfilled all Abbe Mermet's expectations.

### *Hyeres-sur-Mer*

The department of Doubs owns near this town on the sea coast an establishment called 'Pomponiana', a winter resort for weak children. But there was no drinking water available there. All experimental operations had only given brackish water. Canon Mourot, the guiding spirit of this magnificent enterprise, sent me a plan of this delightful part of the country where I discovered, in the garden of the establishment itself, a fine spring of fresh water at a depth of 12-15 metres, with an output of 80 litres a minute, and perfectly drinkable.

I was especially requested to visit the site in order to indicate the precise place for carrying out digging operations. This was duly done, and, on the 4th September 1931, I received the following telegram: 'Water found. Stopping digging. Congratulations on successful result. (Signed) Mourot.'

Just as the pendulum was capable of differentiating at Cressier and Riva S. Vitale the water of the mountain from the water of the marsh and of the surface of the ground, so it was equally capable of differentiating at Hyeres the only potable water, pure and fresh, from the brackish water found everywhere else there.

### *Saint-Cesaire (Nimes)*

After having discovered pure water in the midst of marshes, and also surface water and brackish water, we shall end this chapter by giving an account of a case which caused a sensation in Nimes among engineers and journalists.

## WATER AND CAVITIES

A Paris firm known as 'La Meilleraye', specialising in tarring roads, had chosen to establish a factory in the neighbourhood of Nîmes. But they required a great deal of water. The firm was awaiting the result of boring operations made nearby but as no definite information was forthcoming, it was decided to consult me. Those who knew all about the local hydrographic situation were very intrigued. I told them at the outset that there was no surface water but that there was water deep down which came in a straight line from the mountains in Eastern France, such as the famous fountain in Nîmes which originates from them. I informed them that at a distance of 20 metres from the factory, digging operations at a depth of 400 metres would show that there was a good supply of water amounting to 1,200 litres a minute, and also if digging were done at 5 metres from the factory another spring would be found at a depth of about 100 metres giving a supply of 300 litres a minute, and the water would be excellent from every point of view. Furthermore, the water would rise up to 20 metres below the level of the ground.

Those who thought they knew all about the hydrographic situation all around Nîmes made fun of my forecast. During the boring operations, one after another came on the site and went away more convinced than ever that his scepticism was justified. And whether it was due to the hostile attitude of the visitors or to the ground which was becoming more and more hard and dry, the workers themselves were getting discouraged.

The manager of the enterprise who was a skilled and intelligent engineer, confident of achieving success in the end, made up his mind to ask me to return on location in order to restore the morale of the discouraged workers. I duly went as requested, and after about ten minutes, I said to them, in the words of the Gospel: 'O ye of little faith, wherefore did you doubt? I told you the water would be found at a depth of 100-110 metres, and you are now only at a depth of 100 metres. Therefore, keep on boring.'

A few days afterwards, I had the joy of receiving the follow-

## PRINCIPLES AND PRACTICE OF RADIESTHESIA

ing telegram, dated 31st August 1931. 'Complete success. Congratulations. (Signed) Rouquette.'

### *Florent-Argonne (Marne)*

M Antoine, mayor of this locality, testified in a letter, dated 3rd January 1931, that: 'After having surveyed the site, Abbe Mermet discovered, at a short distance from the village (where we were told there was no water above a depth of 120-140 metres), an output of drinking water exceeding two or three times the amount necessary for the needs of the locality, and at a depth much less (about half) than that indicated by the geologists. The water was found to be very good by the experts concerned.'

### *Boines (Var)*

It was necessary to find water for the new owner of the fort at Bregançon. But in this region, nature had not been lavish with water. Those who were lucky enough to have some used it carefully, only a pint at a time. After having explored those parts, my pendulum detected a streamlet of water giving  $t$ ; litres a minute at a depth of  $40-4^{\wedge}$  metres and a distance of 5-6 metres from the sea, and an estimated pressure of about 36 metres.

According to my forecast, it was a stream from an artesian source escaping from a powerful stream of good water coming from a mountain in the region and flowing into the sea.

This artesian streamlet ascended obliquely through fissures of quartz, sandstone, etc., and having reached an average depth of 42 metres, it dispersed itself vertically.

But there were great difficulties to overcome. First, the excessive hardness of the ground which compelled the workers to use new tools two or three times a day. Then, this streamlet, after the impermeable obstacle had been perforated, had to ascend from a depth of 38 metres up to the boring hole. And lastly, being so near the sea, and even passing under the sea, it was essential that this streamlet of good water should remain free from saline impregnation.



## WATER AND CAVITIES

One was anxiously wondering whether all these difficulties could be overcome. Well, they were overcome, for an output of *s* litres a minute of good water was found at a depth of 42-50 metres and it ascended up to 4 metres below the level of the ground.

Furthermore, this water was duly found to be quite good, as forecast, and it has remained so at its entrance into the bottom of the hole dug into the ground on the site in question.

The realisation of this operation under such complex conditions constitutes, according to those who witnessed it, a remarkable feat.

### *Vireloup (Genera — Switzerland)*

I quote below a letter from Mr Gustave Charmot, market-gardener, dated 3rd October 1933.

Please forgive the delay in writing to you to thank you for your forecast. We have found water, as you had told us, at a depth of 8.50 metres, and the output is also in strict accordance with what you said, namely an average of 12 litres a minute.

I should also like to pay tribute to your ability and precision concerning the site and the spring, both having been perfectly correct.

With very many thanks and kindest regards.

*(Signed)* G. C.

This market-gardener had bought, near Geneva, on a high plateau, a nice little property for his particular purpose. But what he had not foreseen was the absolute lack of water there. He had already, on the instructions of an incompetent dowser, gone to the expense of having a well dug but it remained dry. Then he consulted me, and after spending ten minutes on the site, I told him where to dig at a depth of 8.50 metres where he would find an output of 12 litres a minute. The result was as described above.

*Fiternes (Haute-Savoie)*

Recently, at Feternes, a locality without any fresh water for centuries, I indicated, on the summit of a hill, a great spring at little depth. My seemingly improbable forecast was confirmed in a letter stating that the water had been found with an output of 170 litres a minute, and at a depth of 7.50 metres. The water was of excellent quality and the output constant.

*Other Localities*

Among others, the following localities are indebted to me for an abundant supply of water.

*La Tour-de-Treme (Switzerland),*

*Droisy (Haute-Savoie),*

*Hermance (Switzerland),*

*Messerj (Haute-Savoie),*

*Larringses (Haute-Savoie),*

*Ballaison (Haute-Savoie),*

*Ahondance (Haute-Savoie).*

*B. Recent Failures*

However hard the blow may be to the self-esteem of the professional, for the sake of truth one is compelled to admit a certain number of failures. Whether they are due to proceeding too hastily, to a state of things particularly complicated or even to ignorance of causes insufficiently known, failure results in producing modesty and is instructive for oneself as well as for others. It gives us a very useful lesson in prudence.

*First Case*

In a town in Northern France, I forecast an output of drinking water amounting to 1,700 litres a minute. At a depth greater than that announced (because of a layer of marl harder and thicker than forecast) boring operations duly showed the promised output of 1,700 litres a minute but of brackish water which was useless.

I simply did not think of asking myself whether this water would be drinkable.

## WATER AND CAVITIES

### *Second Case*

Quite near my own home, I forecast a supply of water amounting to 12 litres a minute at a depth of about 6-7 metres. But at a depth of 7.50 metres an output of 1.5 litres was found, an insignificant amount for the property which needed water.

How did this error come about ? From a fairly common cause to which dowsers cannot pay too much attention.

There was a spring with an output of 12 litres at a depth of 30 metres, and another spring amounting to 1.5 litres at a depth of 7.50 metres. When I was searching for the output of water, the greater of the two springs was detected, and I found 12 litres. But when I was searching for the depth, it was the spring nearest to me, that giving 1.5 litres, which attracted my attention.

### *Third Case*

While doing my prospecting work I was asked one day for my advice on the possible existence of a spring. I stated that there was a spring but nothing was found. Why? After having made a distant examination of the hole I realised that there was actually no sign of water. I asked that further operations should be stopped.

I had acted too hastily and had mistaken the shadow for the object, the magnetic image for the real image. A spring existed in the neighbourhood at a depth of  $\varepsilon$  metres, and when the diggers had reached the depth of  $\varepsilon$  metres, the magnetic image which was at the same level as the real water had disappeared, and it was no longer possible to detect anything.

Here are three cases of failures brought about by three different causes. They are significant enough to chasten an old practitioner who has made hundreds of successful prospectings, but by taking cognisance of them my colleagues will be able to avoid such failures or similar ones. One keeps on learning every day.

In an experimental field like that of Radiesthesia, where there are still so many unknown factors, one cannot be too prudent in the course of one's prospecting activities.

## PRINCIPLES AND PRACTICE OF RADIESTHESIA

### 4. MINERAL WATERS

A mineral water contains in solution certain foreign substances. The pendulum reacts as follows: if the serial number of 7 is continued, it is an indication that the water is pure. If not, one must search to see if it contains some substance or other by concentrating one's attention on it. If the water contains salt (such as sea water) the numerical figure of salt will be obtained: 12. If the water is sulphurous, the figure of sulphur: 18 ; and magnesium gives 19.

I have often noticed, especially in the neighbourhood of Beziers, the following fact. As the pendulum enables us to differentiate between sea water and fresh water it has been found that sea water penetrating deep down through geological faults ultimately reaches the surface of the ground. Owing to the principle of communicating channels, it re-ascends towards the level of the sea through deposits of sand, thus getting rid of its salt and appearing in the form of fresh water.

The pendulum also enables us to trace the course of colder streams which, coming from the mountains, run into the bottom of a lake, and the numerous rivers in calcareous strata finding an outlet in the sea, near the coast. I have indicated a fine spring coming from under the sea at a depth of 30 metres, at a distance of 300 metres from Monaco, and several similar cases in the lake of Geneva where I showed local anglers where trout would be found throughout the year.

#### *Sultzmatt (Upper Rhine)*

In 1927, I was asked to re-discover a mineral water which had been used in the past, but whose present location was no longer known. Some time later I received the following letter from an official of the locality: 'We have much pleasure in enclosing your fee for your prospection which was crowned with success.'

#### *Yverdon (Switzerland)*

There exists in this town a mineral water possessing remarkable qualities which proved very beneficial in affections of the

## WATER AND CAVITIES

liver and gastro-intestinal tract. It was already famous in Roman times. The output of this water had gradually diminished, and to make things worse, a mountain water had become mixed with it.

The new owner of the spring consulted me. I advised that a small well should be dug beside that of the mineral water. By doing so, the mountain water was found and deviated. After this operation, the mineral water recovered its pristine purity.

### *Clermont-sui-Oise (Fitzjames Castle)*

In the course of 1934, the owner of this castle asked me to try and recover the location of a mineral water which, according to historical records, was known and used in Roman times.

On arrival at the castle, according to my usual custom, I made my survey of the horizon and told the owner that I had detected the radiation of a mineral water in a direction which I indicated with my hand, at a distance of 650 metres and a depth of 21 metres, with an output of 12 litres per minute. We duly proceeded in that direction and at the distance indicated, a stake was fixed into the ground. Digging operations were carried out and all my indications as regards the direction, location, mineralisation, depth and output, were found to be correct.

### *Miers*

My old friend, Armand Vire, Doctor of Science and devoted member of the committee of the Association of the Friends of Radiesthesia, after having read one of the early editions of the present work, said to me: 'But why didn't you mention what you discovered at Miers, it is one of your most impressive exploits.' I must now fill the gap.

In July 1913, while on an excursion in the Lot region with my friend Vire, who was then a beginner in Radiesthesia, I was asked to go to the locality of Miers (near Padirac) where there was some very interesting work for me to do. A Company had been organised to exploit a mineral water of an exceptional nature for it seemed that it was the only water in France which had a composition similar to that of Carlsbad. All the plans and

## PRINCIPLES AND PRACTICE OF RADIESTHESIA

arrangements for the commercial exploitation of the water were ready when suddenly it was discovered that the water was now demineralised. The Company directors were greatly alarmed.

After working on location with the pendulum for about an hour I was in a position to state that owing to recent heavy rainfall a new stream of water had caused a subterranean landslide but that this could be rectified by constructing a gallery in a certain direction and as far as a point which I indicated in a precise manner. I forecast that by following my instructions the mineral water would be recovered both as regards its former quantity and quality.

The operation was carried out and my forecast was proved to be correct in every detail.

### IMPURE WATERS

It is important to be able to detect water contaminated by organic matter or microbes, and dangerous for human consumption.

Here again, after having obtained the numerical figure for water and noted that it is not maintained, one must find out if the pendulum gives the figure for ammonia or various bacilli causing typhoid, cholera, etc.

#### *Bellelaj (Berne — Switzerland)*

At certain times, after a rainfall, the fine spring which supplied an establishment here, was found to be coloured yellow and with a characteristic taste and smell. But where exactly did the contamination take place? I indicated a farm two miles away and advised a 'perimeter of protection' all round this farm, and this put an end to the contamination once and for all.

#### *Travers (Neuchatel - Switzerland)*

To get rid of the cause which contaminated the water at certain times, I advised putting a layer of clay of the thickness of one metre over a vertical fissure which I thought was in communi-

## WATER AND CAVITIES

cation with the subterranean water. From that time onwards, the water remained clear and fresh.

### *Vercel (Doubs)*

One evening, returning from Villers-le-Lac, where I had been prospecting, I was stopped by the local policeman who informed me that the mayor wanted to see me. When I called on him he told me that in his locality they had had no drinking water for the last five years. I said to him that I could feel quite nearby a powerful spring of water. 'Oh, yes,' he replied, 'but it is contaminated. We have tried everything on the advice of Government chemists but without the slightest result. Our great fountain is a mockery. It gives us a water with a colour and a smell which are repulsive and which bacteriological analysis declares to be dangerous.'

Holding the pendulum in my hand, and without leaving the mayor's room, I told him that the water was contaminated at a distance of 202 metres from the fountain in a western direction. I detected at a depth of 3.50 metres a streamlet giving  $\varepsilon$  litres a minute joining at right angles a stream from a cesspool situated 50 metres away. This streamlet was running into a geological fault in the ground connected with the water supplying the fountain. I took the mayor and the councillors to the site that I had located at a distance.

A fortnight later, M Robbe, an architect who was then mayor of Pontarlier, wrote me as follows:

We started digging yesterday at the place you indicated and we duly discovered at a depth of 3.50 metres the streamlet of impure water which was contaminating the public fountain. We diverted it and the water has become once again perfectly drinkable. All our congratulations.

As a case of distant prospection and detection on location, it would hardly be possible to have given more precise information.

## PRINCIPLES AND PRACTICE OF RADIESTHESIA

### 6. ICE

Pure ice gives the numerical figure of water as well as the number of degrees below zero, and zero centigrade corresponds to melting ice.

Ice from sea water gives the same indications as sea water, within a degree or so.

### 7. CLOUDS

Clouds, being formed from water vapour, act on the pendulum like pure water. This can be useful for forecasting the weather. The possibility of determining from afar the presence of a rain cloud at a certain distance would enable the pendulist to forecast rain at a certain time provided he was equipped with an apparatus for measuring the direction and the speed of the wind.

### 8. CAVITIES

The pendulum enables us to detect subterranean cavities quite easily.

Direction of the Fundamental Ray: North.

Figure: 6.

Direction of Rotation: Anti-clockwise.

Spirals: 2 groups of 3 spirals.

Weight: distinct lightening of the pendulum.

N.B. The cavity must be a closed one. The region where air penetrates into the cavity will not give the signs mentioned above. Thus it is easy to make a mistake about the dimensions of an underground cavity.

### 9.

### ABSOLUTE VACUUM

The absence of any known body may be studied in a container such as an ordinary electric bulb, a Crookes' tube or an X-ray tube, where rarefaction is achieved to the extent of one thousandth of a millimetre of mercury.

The pendulum gives the figure of 6, as for cavities. Then, it



## WATER AND CAVITIES

goes on giving the characteristics of metals contained in them, such as electrodes or filaments in the case of electric bulbs.

The following experiment enables us to show the similarity existing between radiesthetic rays and luminous rays. An ordinary electric bulb will serve our purpose. We know that its interior is almost an absolute vacuum. And yet, the filaments are visible, and as the current passes through them, they give off light and heat. As the mind cannot conceive transmission without some kind of intermediary agent, one is led to suppose that in an absolute vacuum there exists an unknown substance, the ether, whose undulations convey calorific and luminous rays. Over an electric bulb, the pendulum gives the figure of a vacuum, then the figures and direction of rotation of the metals used for the filaments. Thus the pendulum is influenced by them. As this influence is manifested through a space devoid of all known substances, except the ether, it is reasonable to conclude that the vibrating substance is the same for radiesthetic waves as for calorific, chemical and luminous waves.

10.

## SUBTERRANEAN CAVITIES

*Jardia des Plantes (Paris)*

Following the Congress of Dowzers in March 1913, M Vire, Doctor of Science and Professor in Paris, and the distinguished president of the Association of the Friends of Radiesthesia, wrote as follows:

The experiments carried out in the Bois de Vincennes had an aftermath. M Vire asked Abbe Mermet to come to the Museum so that he might, with his pendulum, fix the limits of certain subterranean cavities. In the court of the Museum, before the statue of the famous scientist Chevreul, who ironically enough was an opponent of the pendulum, Abbe Mermet was able in a few moments with the aid of his silver watch to fix the limits of M Vire's underground laboratory with astonishing accuracy.

## PRINCIPLES AND PRACTICE OF RADIESTHESIA

In about two hours, Abbe Mermet determined exactly the front part of a quarry situated under the Museum. He gave a depth of 9 metres which was absolutely correct. (Extract from the scientific review *La Nature*, 4th April

1913-)

### *Catacombs (Rome)*

One day I was called upon by Mgr Belvederi, Secretary of the Pontifical Institute of Sacred Archaeology, to make a study of the catacombs. This prelate, without any warning, wanted to put me to the test. He informed me that an institution for orphans had just been erected and that further building operations were contemplated in the vicinity. He said it would be interesting to know if there were perhaps some cavity or monument hidden underground. And he asked me to survey the site in question.

I requested Mgr Belvederi that I should be left alone while working, and after a few minutes, I was able to tell him that under this new building there was something of a rather curious nature: there was a round empty space 6 metres in diameter and 4 metres high, and to reach it or to come out of it, there was a staircase on an inclined plane which seemed to have 16 steps and appeared to be made of marble.

Mgr Belvederi smiled, gave me a handshake and said: 'I congratulate you. When we started digging operations here for the foundations, the workers came to tell me that they had found two pieces of marble which seemed to be like steps. I told them to continue searching to see if they could find more steps. And, in point of fact, they actually found another 14 steps set on an inclined plane, forming a perfect staircase, and at the bottom they found an empty crypt, 6 metres in diameter and 4 metres high.' Perfect accuracy!

## VII OTHER LIQUIDS AND GASES

### I. PETROLEUM

**P**ETROLEUM is found in three different forms, liquid, bituminous or gaseous.

#### A. *Crude Liquid Petroleum*

The fundamental ray  $F$  takes the direction of  $60^\circ$  N.W.

Serial number: 22.

Direction of rotation: Clockwise.

Spirals: 7 groups of 3 spirals plus 1 spiral.

Weight: it attracts the pendulum and makes it feel heavier.

Characteristic impression: the pendulum seems to be moving in an oil bath.

#### B. *Bituminous Petroleum — Solid*

The pendulum gives the figure of crude petroleum, and then the figures of foreign bodies that it contains, notably bitumen: total: 30.

#### C. *Gaseous Petroleum*

Serial number: 14.

Direction of rotation: Anti-clockwise.

Methane and other hydrocarbons have different figures.

Spiral: Almost the same form and same direction as for liquid petroleum.

Weight: It lightens the pendulum and makes it dance in the air.

### 2.

### CASES OF PETROLEUM PROSPECTION

#### *Tliouanet (Algeria)*

The following is an extract from a report by M Mena, engineer-geologist, addressed to the Administrative Council of the French Company of Algerian Petroleum, dated 20th December 1922.

## PRINCIPLES AND PRACTICE OF RADIESTHESIA

Since the visit of Abbe Mermet here, the boring operations 30 and 31 proved to be useless as he had forecast.

Boring operation 22, for which Abbe Mermet said that not sufficient petroleum would be found for industrial purposes, only gave insignificant traces.

For boring operation 32, Abbe Mermet said that we ought to find an output similar to that of operation 27, giving the following depths for different quantities to be found:

Depth forecast: 60 metres. At metres, traces of petroleum.

Depth forecast: 100 metres. At 98 metres slight traces.

Depth forecast: 130 metres. At 129 metres small strata of petroleum, followed immediately by brackish water.

Furthermore, in this boring operation gas was found at a depth of 118 metres and traces of petroleum at 156 metres.

Generally speaking, the depths indicated were very nearly correct.

The following is an extract from a letter from M Mena to Abbe Mermet.

Boring operation 22, which was in progress while you were on location here and which you said would not yield a sufficient quantity of petroleum, had results in accordance with your forecast, and only insignificant traces were found.

I resumed boring operation 21 which you had indicated would give appreciable quantities of petroleum. At depths of 79 metres and 94 metres I found layers giving respectively 600 and 800 kilos a day; and at a depth of 102 metres a layer giving gushings of petroleum was found. Altogether, it is a success for you. Boring oper-

## OTHER LIQUIDS AND GASES

ation 30, which you had forecast would be useless, proved to be so.

With many thanks.

*(Signed) Mena. Engineer-Geologist, Thiouanet (Algeria)*

### *Dolina (Eastern Galicia)*

One day I visited the site of a boring operation in Galicia. I asked the engineer in charge what he was searching for. 'Petroleum', he answered. 'Are you sure you will find some?' I said. 'Absolutely sure', he retorted. 'At what depth?' At 300 metres, he thought.

'What gives you this assurance?' I asked him.

He said: 'There are three wells hidden behind this hill and we know now the course of the petroleum line. We found some petroleum there at a depth of 300 metres and we shall find it here at the same depth.'

I told him that I was sorry to contradict him but that he would find no petroleum there because the petroleum line, through a geological freak, ended at a few metres from there, took a tangential direction and passed under a stream nearby; and where boring was in progress, they would find nothing.

My explanation was not favourably received and digging operations were carried out at 300, 400, 800 and 1,200 metres but no petroleum was found.

How could it have been otherwise ? The greatest expert geologist could not have foreseen such an accidental possibility.

In America, where mining engineers have been working for over half a century and are supposed to know all about the subsoil, an American technical journal of the petroleum industry published some statistics showing that in the United States no fewer than eighteen useless wells were bored on an average before one productive well was found.

On the other hand, for the radiesthetist knowing the radiations of petroleum, there is no possibility of error about the presence of petroleum at any given site.

## PRINCIPLES AND PRACTICE OF RADIESTHESIA

### 3. GASES

I particularly want to draw the attention of beginners to the presence of gas, for there is some almost everywhere, either in the form of marsh gas or gas from petroleum.

Where liquid petroleum cannot penetrate, gaseous petroleum owing to its nature and force of expansion insinuates itself everywhere. Sometimes a pool of water with a surface rainbow appearance and characteristic smell gives one the illusion of the presence of petroleum. But when digging is carried out, nothing is found. The petroleum does exist - but perhaps hundreds of miles away.

I am convinced that by taking into account the various kinds of radiations, as indicated above, there would be no such errors.

In several places I have successfully carried out prospecting for subterranean gas. For instance in Chatillon, Cluses (Haute-Savoie), Vault, near Amberieux, and on several occasions in Galicia where engineers told me they had enough petroleum. What they wanted was more gas so that it could be used for various purposes, especially lighting and heating.

In a lecture, in the Wagram Hall in Paris on 26th June 1932, I mentioned the presence of an enormous quantity of gas, quite near Paris, at a depth of 1,100 metres. And other cities are also potentially rich in gas, such as Lausanne (Switzerland) and in the South of France, Avignon, Nîmes, Montpellier, Beziers, Narbonne. All these cities and towns could get their lighting and heating without any expense except that of boring operations.

I now reproduce the text giving four accounts of authentic facts which were published in *Homoeopathie Moderne* (1st July 1933) and written by Dr Chavanon, one of our most distinguished members, who was giving a course of lectures to his colleagues on Homoeopathic Medicine. (See also page 214.)

First, giving an account of the Congress of Radiesthesia held in Paris in June 1933, he refers to four apparatuses of great

## OTHER LIQUIDS AND GASES

precision which enable one to demonstrate, physically and materially, with graduated scales, the existence and intensity of the radiations detected by dowzers. Then he proceeds to discuss the subject of distant prospection on maps and plans as follows:

Many people have been able to demonstrate by facts, officially and scientifically controlled, with irrefutable proofs, that distant prospections on plans, even when carried out thousands of miles away from the actual sites, are entirely successful, and often show that the opinions of mining engineers are wide of the mark. Digging operations have proved that it is the dowser, working at a great distance away, who was right in every respect in regard to site, depth, quality of mineral ore or water, output, etc.

We give below a few striking examples of the work of one of the most famous radiesthetists of our time, Abbe Mermet.

### *A. Discovery of gas at Cuarnj*

Ten years ago, in Switzerland, a French engineer went to see Abbe Mermet to find out whether there was any petroleum in Switzerland. The Abbe made a rapid survey on a map and said that there might be some gas but no petroleum. In fact, he found a source of gas above Yverdon, at Cuarnj. Then they set out for the location indicated, accompanied by M Blumenstein, a chemical engineer, and Vicomte de Bonneval. Arriving at Cuarnj the Abbe began searching for the site in question and found that the actual place, strange as it may seem, was under a farm-cart covered with mud, situated at a distance of 200 metres from where they were. There they actually found a source of gas in the clay subsoil. When they started digging they found a metallic tube below the surface giving out gas which proved to be inflammable. Digging was continued around the tube until it was com-

pletely unearthed, and it was observed that it was of a kind used in that region as a blow-pipe for the hearth.

At the place where the tube was dug up, there was a great hole from which gas was still coming out. On making enquiries locally as to how this tube came to be put there, an old woman said that some shepherds had stuck it into the ground in the winter and found they could light it to warm themselves in cold weather. Neither the Abbe nor any of his companions knew anything about this tube before the search for gas was undertaken.

In that locality, a derrick to drill for petroleum was installed. The Belgian engineer, responsible for the enterprise, was guided by the principle that 'There is no smoke without fire and no fire without fuel.' When interviewed by journalists, Abbe Mermet said that in his opinion digging operations would uncover layers of marl impregnated with petroleum but that no liquid petrol would be found, even to a depth of 4,000 metres. The future will show the worth of his forecast based entirely on radiesthetic data.

*B. Discovery of gas by 'mental' prospection*

Abbe Mermet was in Galicia prospecting for petroleum in 1922. M Husson, an engineer from Arcachon who was in charge of operations in that country asked him, while they were travelling in the train, whether he thought there was any petroleum in the Arcachon region. Abbe Mermet, who knew that region, recalled a mental picture of it, and with his pendulum found that there was some petroleum gas. 'Ah,' said the engineer, 'if only it was on my own property.' 'Well,' replied the Abbe, 'give me a rough sketch of your property.' Using it as a guide the Abbe found a place on it which he marked with a pencil and said that there was a pocket of petroleum gas there at a depth of 2-80 metres.



## OTHER LIQUIDS AND GASES

Some time later, the engineer informed Abbe Mermet that on his return home he had started digging operations, and at a depth of 2-80 metres exactly, he found a powerful escape of gas which was highly inflammable. This he has been able to use for practical purposes. The incident occurred four years ago.

### 4. WINE

Direction of fundamental ray:  $60^{\circ}$  N.W.

Direction of rotation: Clockwise.

The figure indicated by the pendulum is that of the degree of alcohol in wine.

In this connection there is an interesting little story. At a banquet in a town in Switzerland I observed that the wine in my glass was slightly lighter in colour than that of my neighbour. Discreetly taking the pendulum out of my pocket I found that my wine gave a figure of 9 whereas that of my neighbour gave 11. I drew the attention of the waitress to this but she said it was impossible, for it was all the same wine. When the meal was over I spoke about it to the manager of the hotel and asked him to give me an explanation if he could. He gave me the same answer as the waitress. 'All the wine was drawn from the same barrel and therefore what you say is impossible.' So he thought. But as I insisted, the manager called the waitress and asked her if she could account for what

I had noticed. The poor girl blushed and confessed that she had filled all the wine jugs from the same demijohn, but the wine had run short in filling the last jug, and as she was in rather a hurry she did not go down to the cellar but finished filling the jug with water. And it so happened that the wine in my glass came from the last jug.

Another incident is worth recording. In Geneva I had a good wine merchant. I told him never to give me any wine exceeding  $10.5^{\circ}$  of alcohol. But one day I received a supply of French red wine which, in my opinion, gave a higher figure,

$11.3^{\circ}$ . I duly mentioned it to my wine merchant who swore

## PRINCIPLES AND PRACTICE OF RADIESTHESIA

that he had done nothing against my instructions. I made a bet with him, and when his assistant checked the alcoholic content of the wine with an appropriate instrument, the figure given was 11.5. But as this instrument was known to be 2-1 oths above normal, the reading for the wine was actually 11\*3, the figure which I had detected with the pendulum.

At Aignay-le-Duc (Cote d'Or), an incredulous inn-keeper was compelled to accept the evidence of facts when for three different kinds of wine I found the exact degree of alcohol for each one as certified by the Excise Office.

### 5. LIQUEURS

Direction of fundamental ray: 50° N.W.

Direction of rotation: Anti-clockwise.

The figure is that of the degree of pure alcohol of the liqueur tested.

### 6. MILK

Direction of Fundamental ray: S.E.

Direction of rotation: Anti-clockwise.

Figure: 9.

Spirals: 3 times 3 spirals.

Nothing is easier than finding out by means of the pendulum if a sample of milk is watered or not. All one has to do is to look for the radiation of water.

# VIII METALLOIDS, METALS AND OTHER BODIES

I. TABLE OF SERIAL NUMBERS AND FUNDAMENTAL RAYS

<i>Serial Number</i>	<i>Body</i>	<i>Direction of Fundamental Ray</i>
4	Iron, Steel	S.
4.4	Limestone	N. (Geographical)
5	Aluminium	75° N.E.
5	Nickel	55° S.E.
5	Nickeline (Sulphide of nickel)	40° S.E.
6	Cavities	30° N.W.
6	Methane (Marsh gas)	—
6	Silver	E.
7	Copper, Bronze	45° S.W.
7	Water	30° N.W.
7	Tin	27° N.E.
7	Cassiterite (Oxide of tin)	75° N.W.
8	Limestone (marly)	—
9	Silex (siliceous stones and glass)	30° N.W.
9	Blende (Sulphide of zinc)	N. (Geographical)
9	Monidylene	30° S.W.
9	Manganese	45° S.W.
10	Silex (flint)	—
10	Arsenic (crude)	E.
10	Cobalt	S.
11	Magnesium	N. (Geographical)
11	Gold { normally sometimes rarely	W. N. E.
11-15	Soft marl	—
12	Sodium, sodium chloride	N. (Geographical)
12	Bismuth (metallic)	75° N.E.
13	Potassium	60° N.E.
14	Chromium	75° N.E.
14	Chromite	E.
14	Gaseous petroleum	15° N.E.
15	Lime	30° S.E.
15	Wolfram (Tungstate of manganese)	{ E. for Tungsten 5° N.W. for Manganese
15	Mercury	37° N.E.
15	Cinnabar (Sulphide of mercury)	37° N.E.
15	Cobaltine (Sulphide of antimony and Cobalt)	S.

## PRINCIPLES AND PRACTICE OF RADIESTHESIA

<i>Serial Number</i>	<i>Body</i>	<i>Direction of Fundamental Ray</i>
15-21	Hard marl	15° N.E.
17	Phosphates	45° S.W.
17	Zinc	45° S.E.
17	Stibnite (Sulphide of antimony)	30° N.E.
18	Iodine	—
18	Sulphur	30° N.W.
21	Lead	60° N.W.
21	Galena (Sulphide of lead)	45° N.W.
21	Hard Marl	15° N.E.
22	Radioactive bodies	—
22	Crude Petroleum (liquid)	30° N.W.
22	Platinum	—
30	Pyrulosite (Manganese dioxide)	5° N.W.
30	Carbon (coal, graphite and diamond)	75° S.W.

### 2. CASES OF PROSPECTION

#### *A. Salt*

##### *Buix, near Belle*

While forecasting that no coal would be found in Buix, I announced that if digging were carried out to a depth of 800 metres, there would be found a layer of salt measuring 80 cms. in thickness. It was found precisely at the depth indicated and having the thickness mentioned.

#### *B. Sulphate of Magnesium*

##### *Birmenstorf (Switzerland)*

In 1916 the Administrative Council of the Society of Mineral Waters consulted me with a view to the possibility of increasing the output of their magnesium water.

My examination was negative to the great disappointment of the council.

M Schmidt, a distinguished geologist, who had himself prospected in this region for a long time came especially to see a dowser at work. Disappointed by my forecast, doubtless contrary to his own, he said to me: 'You are telling me what we have not got. It isn't that we are asking you. Tell us what we have got.'

I pointed out to him that their beds of gypsum were ex-

hausted or very nearly, and there were only a few metres left in a certain place. This prompted him to tell me that I had done more in twenty minutes than he as a geologist would have done in a week. Subsequently he requested me to make a special study of salt beds in the district of Schafhausen (Switzerland).

When I tried to find out the depth of a salt bed the eminent geologist stopped me and said: 'Don't worry about the depth. As a geologist I know at what depth salt is to be found. What I do not know is whether there is any salt or not, and that only you can tell us.'

### *C. Iron*

#### *Orientation*

One day, in the neighbourhood of Vercel (Doubs), accompanied by M Robbe, the then mayor of Pontarlier, we lost our way in a wood at night. As we were trying to think how we could get out of it my companion asked me if I could detect iron at a distance. I replied that I could. 'Well,' he said, 'we left our car just outside the wood. It is up to you to trace it.' A few minutes afterwards, we were literally out of the wood and we duly found our car. This is a case of teleprospection (distant detection). There are a great number of cases in which searching for iron has a practical application, even without the aid of teleprospection.

If you have lost your way anywhere at night or in a fog and you want to find a railway station, knowing only that it is for example in the direction of the north, you should proceed as follows. Take your pocket knife or bunch of keys and hold your watch over it. The direction of oscillation of the watch will be towards the south as we know that iron radiates southwards. By discovering the south, the north can be found and get you out of your trouble.

#### *Shell Splinter*

On a certain occasion I was dining with a colleague who told me that he had a young parishioner who suffered badly from

## PRINCIPLES AND PRACTICE OF RADIESTHESIA

kidney trouble and the doctor was at a loss to account for it. As this young man had fought in the war, I decided to go and see him right away. The pendulum held over the region of the kidneys indicated the presence of iron at a depth of 22 millimetres. It was a shell splinter which caused all the trouble. It was duly removed with the result that the young man was cured.

### *Saint-Prex*

In this charming village on the Lake of Geneva, where I was parish priest for eleven years, the Life-boat Institution of the locality was visited by their colleagues from Nyon, nearby. On debarkation, they cast the anchor, which was brand new, but the rope from the boat snapped and the anchor sank into the lake. All efforts to find it proved to be useless until someone had the idea of consulting the priest-dowser. I duly went to the bank of the lake and announced that the anchor was at a distance of 14 metres and a depth of 8 metres. The life-boatmen did not have to wait long before the anchor was recovered and firmly fixed.

### *D. Coal*

#### *Collonges (Switzerland)*

Switzerland, which is dependent upon other countries for so many things, could only obtain coal during the war with great difficulty.

The world-famous chocolate manufacturers, Suchard & Co., not wanting to stop working owing to lack of fuel, decided to organise their own search for a source of coal.

I was consulted by their chief engineer M Samuel de Perrot to whom I pointed out that Switzerland was rich in poor mines. But as he insisted I went with him to the Valais region to study the possibilities of extracting coal.

Going across the mountain, to a place known as Plateau du Plex, facing the Dents du Midi, I detected a pocket of anthracite at a depth of 280 metres, the only one, in my opinion, existing in the Valais region.

## METALLOIDS, METALS AND OTHER BODIES

A surveyor who accompanied us made a careful survey of the site so as to know where operations should be started if necessary through a horizontal gallery.

Before undertaking such operations the advice of official geologists was sought. The five leading geologists in Switzerland were consulted. Their advice was unanimously negative. Their final comment was that if Abbe Mermet knew the elementary principles of geology he would not go searching for coal in such a region. To this, I retorted that from a geological point of view it was possible that there could be no coal there but personally I knew that there was.

Confronted with such a categorical statement and the great need of coal, Suchard took the dowser's word for it. Operations were started along a gallery through granite at the rate of 18-20 cms. a day to a depth of 82 metres, finally reaching the pocket of anthracite which proved to be of excellent quality.

This gallery is now known as the 'Mermet Gallery'.

In a letter, dated 8th October 1921, M de Perrot wrote as follows:

In 1918, Abbe Mermet prospected in the Plateau de Plex on the surface of the site of the mine by following more especially the track of what, according to him, was a seam accompanied by pockets. Those indications were carefully noted by an official surveyor, M Juillerat, before any underground work was started.

A cross-bed in a N.W. direction was reached after the layer of anthracite had been followed up through a gallery in the direction of Plex.

The concordance of the results thus obtained was striking.

The first large deposit encountered was that of the so-called great land-slip, detected vertically by Abbe Mermet at a height of more than 200 metres; the second deposit was followed up through a chimney at a gradient of 80

## PRINCIPLES AND PRACTICE OF RADIESTHESIA

degrees to the 'Mermet Gallery', at about 12 metres above: all corresponding exactly to the prospecting indications on the surface as forecast by Abbe Mermet. Since then, we have often availed ourselves of his services whenever we were in difficulties about the best way of proceeding in our operations, and each time Abbe Mermet has helped us to overcome them.

(Signed) Samuel de Perrot, *Chief Engineer.*

### *Chandoline (Grone-en- Valais)*

The mines at Chandoline, Grone-en-Valais, have benefited by the intervention of the dowser-priest and if the consortium of nearby Dorenaz had followed his advice they would not have thrown their capital away into the fog of the Rhone valley. (Local report)

### *Buix (near Delle)*

I could say as much about the operations at Buix, near Delle, where I announced beforehand in writing to M Jules-Fattet (Saint-Ursanne), to the great annoyance of certain officials, that no coal could be found, even at a depth of 2,000 metres. Digging operations were carried out to a depth of 1,200 metres but nothing was found, and yet the existence of a coal bed had been announced at a depth of about 300 metres.

### *Le Luc (Var)*

Accompanied by a few prospectors one day I was passing near this locality when I saw a derrick placed near the road.

Intrigued by this, I approached the chief operator and questioned him as to what he was searching for. 'Coal,' he replied. 'And are you sure of finding some?' I asked. 'Yes,' he answered, 'according to our information at a depth of 300 metres.' 'And who told you that?' I remarked. 'A leading geologist in Marseilles' he said.

At the request of my companions we turned back and called upon the local notary giving him a written declaration stating that, in my opinion, no coal would be found on that site at



any depth, owing to the site of operations being 300 metres too far west.

Digging was continued, and when a year later, while passing there again, I enquired about it, I was informed that the scaffolding had been removed after digging had continued to a depth of 1,288 metres without a trace of coal having been found.

But when we wanted to inform those concerned in the enterprise about my written statement given to the notary we were not allowed to see them. Doubtless a strange coincidence.

#### *E. Other Bodies*

We may say that up till now there is no hidden body that we cannot confidently expect the possibility of detecting.

A written note, for example, though giving a weak radiation, can be hidden among the pages of a book. A natural bodily defect in a person may assist a great deal in the search for someone who is missing. In this connection, I could give many instructive examples.

The following two cases taken at random will suffice.

#### *Liege (Belgium)*

After I had given a lecture on the pendulum, a doctor asked me to make an experiment in his presence. 'Here', he said, 'is a little girl who has swallowed a button from her skirt, and her mother, who is very anxious, would very much like to know if the button is still in her child's body. Could you tell me that?' asked the doctor. 'Yes,' I replied, 'but only on one condition and that is provided there is another similar button whose radiation I can detect, for not being used to searching for such buttons, I do not know their figure of radiation.' I was given the other necessary button. I indicated where the button was in the little girl's body and a few days later I received the following note:

The little girl has been X-rayed and the place you indicated was quite correct.

(Signed) De Croste, 92 rue de Gilles, Liège.

## PRINCIPLES AND PRACTICE OF RADIESTHESIA

### *Pontarlier (Doubs)*

A mother knowing I was passing there came to see me with her boy, aged 14. She told me he was coughing day and night and the doctors could find nothing in the lungs or in the bronchial tubes. They could not make out why he kept on coughing. After having used the pendulum on the boy I told his mother that he must have swallowed something made of copper. I felt the presence of copper at the apex of the left lung. He was X-rayed and indeed the presence of a foreign body was proved. A surgical operation was performed and, at the place indicated, a copper button from his college uniform was found.

(Reported by L. Pichery, \$\$ rue des Sarrons, Pontarlier)

## IX GOLD

### 1. CHARACTERISTICS OF RADIESTHETIC FIELD

GOLD is, of all bodies, the most difficult to locate owing to the multiplicity of images surrounding it.

The first anomaly is due to the fact that its fundamental ray has a variable direction. As a rule, it is directed westwards but sometimes, a moment later, it is found in another direction. Thus, on a certain morning, I found the fundamental ray in the following directions:

9.30 a.m. direction north, 10.0 a.m. direction west,  
10.30 a.m. direction east. Its inclination is below the horizontal plane.

Figure: 11.

Direction of rotation: Clockwise.

Spirals: 3, 3, 3, 2. (Axis in the form of a hook warped towards the west.)

### 2. TABLE GIVING LENGTHS OF FUNDAMENTAL RAY AS FUNCTION OF WEIGHT

Mass of gold	10 grams	Wave-length	0.60 m.
"	20 "	"	0.80 m.
"	30 "	"	1 m.
"	55 "	"	1.20 m.
"	65 "	"	1.40 m.
"	80 "	"	1.70 m.
"	92 "	"	2 m.
"	175 "	"	2.80 m.
"	250 "	"	3.10 m.
"	260 "	"	3.30 m.

These figures are given only by way of indication for they are not constant.

### 3. MAGNETIC IMAGES OF GOLD

A reef of gold, like a stream of water, is surrounded by magnetic lines which must be traversed to reach it. While for water there are 7 lines, for gold there are 11, and the median

## PRINCIPLES AND PRACTICE OF RADIESTHESIA

line (6) and the last (i i) are the most marked. (See Figs. 15 and 16)

A mass of gold is surrounded by spherical magnetic surfaces; a reef of gold by cylindrical magnetic surfaces. They are displayed in groups of 11 which in stormy weather can be repeated indefinitely.

These forces are much more intense below the body (towards the earth) than above it. Likewise, they are more marked in the directions north, east and west.

If one is not careful, one will only feel the points of intersection of the circles in the four main directions, giving the cross of gold.

These images are different from the ordinary radiesthetic image which is a *single* reflection of the body.

The greater the height and the power of the sun, or the more the atmosphere is charged with electricity, the more intense these deceptive images are. One must try working when they neutralise one another, at night, or after rain, or even at the moment when they all ascend in a vertical column just above the real mass of gold, like an umbrella that is being closed.

From a practical point of view this is what happens. The prospection is made on a site under which the pendulum indicates a reef of gold. But where is it exactly and where is one to start digging? What are the observations that an operator can make? It is possible that at the time when he operates all the magnetic images are turned out, displayed and reflected. The pendulum will then be influenced by the deceptive images and will remain motionless above the real reef of gold. A moment later, as if the magnetic state of the atmosphere or the ether were transformed suddenly, the pendulum will become active above the real reef of gold and inactive over the images at the very points where, a little earlier, it was rotating.

The impression is that the images, at first displayed, have suddenly ascended in a vertical direction above the reef of gold.

## GOLD

A comparison may be helpful. Let us consider the reflection of the moon on the sea at night. If the sea is calm, it is a long straight line leading one's attention towards its point of origin. If, on the other hand, there is a tempest and the waves follow one another like enormous furrows interfering with the reflecting surface, one can no longer see a straight line but a

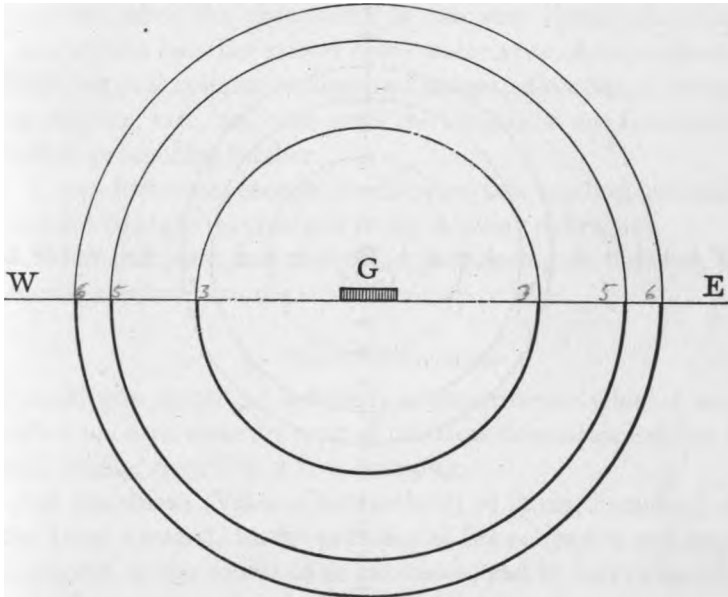


FIGURE 1f. THE CROSS OF GOLD (I)

Vertical Section showing that magnetic surfaces (only three are shown here instead of the usual eleven) are more strongly manifested below the horizontal plane and in the vertical East-West plane.

confused zone, glittering, where reflection appears and disappears far away from the direction of the moon causing it. Therefore, one must never work as long as the magnetic perturbation lasts.

The alternation of these two states (display or vertical column) occurs with disconcerting frequency. But the favourable times during the day are as follows: from 8 to 7 a.m.,

from 11 a.m. to 1 p.m., from 5 to 7 p.m. That is to say at the periods when the sun passes approximately in the direction of east, south and west.

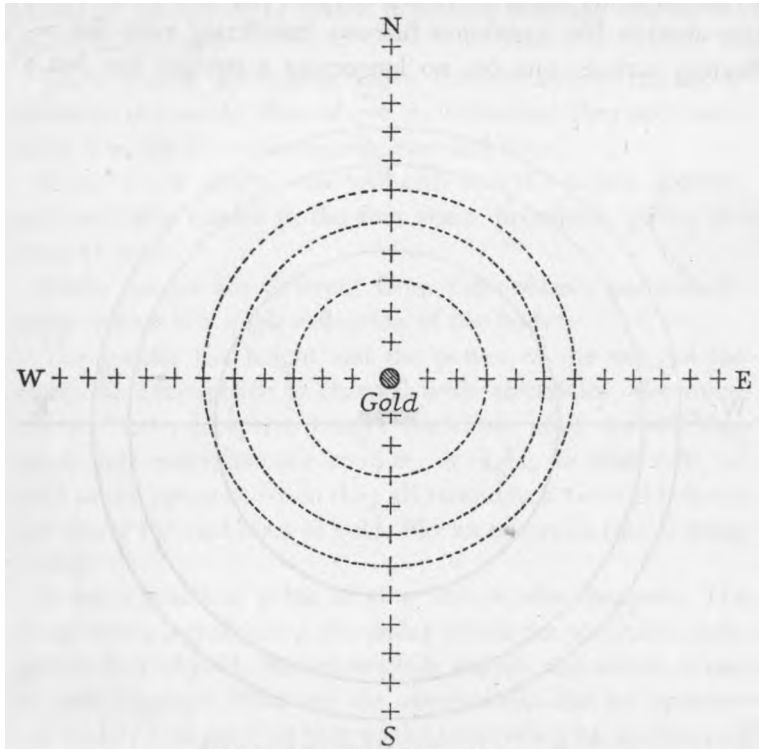


FIGURE 16. THE CROSS OF GOLD (2)

Projection on horizontal plane of ground. A gold coin is surrounded by 44 ( $4 \times 11$ ) magnetic images which appear in the directions of the four cardinal points, where the horizontal plane of the ground intersects the eleven magnetic spheres.

How are we to proceed in order to distinguish the magnetic images from the real reef? If, at the time of the prospection, these images are displayed, all the points where the pendulum gives the serial number 11 should be marked by means of stakes fixed in the ground. Thus we shall find the points of

## GOLD

intersection of the arms of the cross of gold and consequently the place of the real reef.

But as one is often forced to work at unfavourable hours which may have good moments even as favourable hours may have bad ones, the most reliable and least complicated way of proceeding is as follows: One should carry on one's own person any object of gold such as a ring or a coin. At the moment when the observation is due, one should check up on a witness (another ring or coin) on the state of the magnetic field, vertical column or dispersed images, direction of fundamental ray, etc., and wait until the conditions are favourable before proceeding further.

I was fortunate enough to discover this method recently which I strongly recommend to my dowsing colleagues.

What has been said above for prospecting on location is equally applicable to the study of a map or plan.

### 4. DEMONSTRATIONS

I could give details of hundreds of experiments which I was called upon to make by way of practical demonstration but I will confine myself to a few examples.

At Chamoson (Valais - Switzerland) M Burin, President of the Local Council, in the presence of his colleagues and two engineers, in the course of an excursion, and by way of having some fun at my expense, tried to lead me into a trap by showing me a watch chain, supposed to be made of pure gold, which I discovered to be ordinary gilt metal.

On the same occasion I told one of the engineers that he was holding 200 francs in gold in his right hand, which was absolutely correct.

At Courgenay (Jura - Switzerland) I discovered a gold coin hidden in one of the shoes of a servant girl. Needless to say that the coin accompanied the foot that was hiding it.

At Lausanne (Switzerland), in a class-room, I detected a sum of gold which had been given to a pupil for the purpose of the experiment. Perhaps some psychiatrist will account for

## PRINCIPLES AND PRACTICE OF RADIESTHESIA

it all by attributing it to transmission of thought. But this is no explanation at all for I could mention many cases where the person concerned was completely unaware of the presence of gold at the particular place. Here follow two examples, taken at random.

At Neuchatel (Switzerland) I reminded one of my brother priests, by indicating the place where it was hidden, that a sum of 500 francs in gold had been entrusted to him in 1914 at the outbreak of the war, which he had completely forgotten.

But the following case is even more significant. At Sedeilles (Vaud - Switzerland) while prospecting for water for the locality and not finding any, I told the President of the Council that, here, it would be easier to find gold than water. There were two harvesters working nearby, and one of them seemed to me to be carrying gold on his body. We went to have a word with them and as I told this man that he had gold on him, he answered with a mocking air: 'I don't know where this gold could be with the clothes I've got on.' He was stripped to the waist and was only wearing a pair of trousers. I insisted but he firmly denied that he had any gold on him and finally he said: 'Well, then, if you know where I have this gold, take it.' I immediately put my hand on the belt of his trousers. 'What about this,' I remarked, 'isn't that gold?'

I had reminded him suddenly of an event in his life which he had completely forgotten. When he was mobilised in August 1914, his mother had sewn a gold coin in the belt of his trousers, as a last resource in case of need. But, as he was never short of money, on his return from the war he had entirely forgotten all about that gold coin.

The long arm of coincidence would have to be stretched very far indeed to account for this incident as being a case of 'transmission of thought'.

At a meeting of colleagues at Cressier on 14 May 1934, my successor as parish priest at Landeron (Neuchatel - Switzerland), Mr Ferraris, threw his pocket book on a settee, saying to me, 'Can you tell me what there is in it?' 'Well,' I replied,



## GOLD

'it is rather surprising for, as a rule, one only puts paper money in a pocket-book but you put gold coin in it.' 'How much?' he asked. 'I reckon 400 francs', I said. There followed a rush towards the pocket book where twenty gold coins (400 francs) were found, each one being carefully wrapped up in a piece of paper to prevent the jingling noise made by such coins.

## *Part Two: Radiesthesia on Site*

### X PRACTICAL PROSPECTION FOR WATER AND INANIMATE BODIES

IN the case of water, the normal procedure is as follows: A landowner writes to a dowser asking him to come and find some water for him. On the dowser's arrival, he is taken to the site to be explored. He then has the choice of the following four methods, which he can use separately, or check one method by another.

#### I. FIRST METHOD: LINES OF FORCE

We stated before that a stream of water is surrounded on each side by 7 parallel lines of force, but the average dowser will only feel the seventh line, which I call the great parallel, scarcely the fourth or median line, and the other lines not at all.

If there is any water on the site explored, the dowser, while surveying it, pendulum in hand, will come across the zone of its lines of force. He is then able to detect the great parallel by the indication that, on one side, there are further lines of force, while on the other side there are none, and the pendulum remains motionless. It is the neutral zone.

(See Fig. 17.) The dowser takes his stand at a point in the neutral zone, for example at *A*, and from there goes towards the great parallel which he reaches at *A*<sub>1</sub>. The pendulum then oscillates less markedly than over actual water but gives the direction of the great parallel, which is also that of the stream. The dowser proceeds to advance at right angles to this direction, that is to say towards the stream, and thus goes across the second zone as far as the point *B*. He then crosses the median line which he detects at once owing to the fact that the pendulum begins to oscillate towards the water, that

## WATER AND INANIMATE BODIES

is to say, at right angles to its direction. The first zone is the area between the median line and real water.

The dowser continues to advance at right angles to the stream from *B* towards *C* (real water), the pendulum at first giving oscillations at right angles to the direction of the stream,

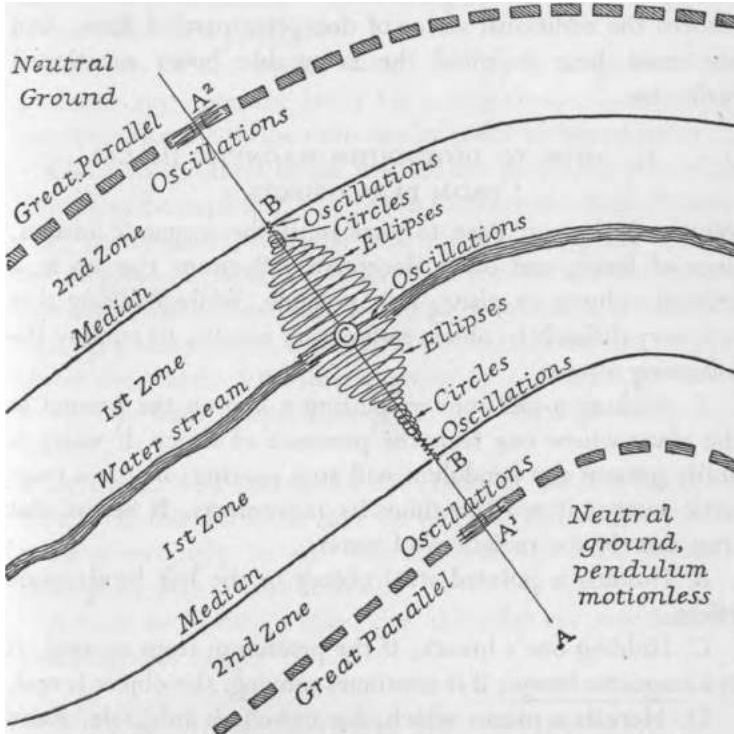


FIGURE 17. THE DETECTION OF WATER

gradually becoming little circles, increasing in amplitude to ellipses and ending in straight oscillations, parallel to the stream. He is then just above it. If he goes beyond it, he will find, on the other side, the same series in reverse.

### *Observation*

At certain times during stormy weather, the atmosphere is charged with electricity and the group of lines of force may

## PRINCIPLES AND PRACTICE OF RADIESTHESIA

be repeated as many as seven times, sometimes covering a considerable distance. Then it is futile to go on using the pendulum and one must wait for the formation of the vertical column in the case of a mineral spring; or, in the case of a stream, one must wait for the manifestation of the vertical plane of radiation, which follows the line of the stream, and absorbs the additional series of deceptive parallel lines. And one must bear in mind the favourable hours mentioned earlier on.

### 2. HOW TO DISTINGUISH MAGNETIC IMAGES FROM REAL OBJECTS

When one has no time to wait until the magnetic images, lines of force, and other deceptive reflections rise up in a vertical column or plane, it is possible, while realising that it is very difficult to obtain satisfactory results, to employ the following means:

A. Sticking a nail into or putting a key on the ground at the place where one feels the presence of water. If water is really present the pendulum will stop moving; if it is a magnetic image, it will continue its movements. It seems that iron absorbs the radiations of water.

B. Holding a pointed steel object in the left hand; same effect.

C. Holding one's breath; if the pendulum stops moving, it is a magnetic image; if it continues moving, the object is real.

D. Here is a means which, for myself, is infallible. Raise the arm holding the pendulum and let it go down as if probing the air with the pendulum. If it is a magnetic image, one meets with no resistance until ground level. If one is really standing above water, the pendulum, at a certain level in the air, seems to meet with some resistance in its downward path at a point where it gives the figure of water. Other means have been given by radiesthetists, notably by our eminent colleague Dr Regnault of Toulon, in the *Cote d'Azur Medicale*, November 1933.

## WATER AND INANIMATE BODIES

### 3. SECOND METHOD: THE LUMINOUS RAY

We have already stated that a radiesthetic ray always links up the sun with any given body, and when reaching that body or sometimes the magnetic surface surrounding it, this incident ray is reflected making a certain angle, and the reflected ray is short and soon disappears.

Between the sun and the body, this ray is merged with the luminous ray when the latter has met with no obstacle. How can we make use of the solar ray in order to detect water?

Given the position of the sun and the particular area of the ground to be explored, one passes between the two of them.<sup>1</sup>

At the moment when the solar ray is intercepted, the pendulum gives the figure of water. One follows the direction of this ray towards the water to the point where it is reflected, making a sharp angle. Normally, one should be standing just above the water. Sometimes, owing to a variable protective zone, one finds oneself beside it. The distance varies constantly.

By means of a witness (a coin held in the left hand) the extent of the deviation can be judged, and the correction made accordingly, or else one may wait until the reflection takes place just above the body.

It must be borne in mind that the solar ray may lead one to a magnetic image.

### 4. THIRD METHOD: THE MENTAL RAY

The mental ray is that which connects the object with the dowser's brain. And once standing on the site there is no need to go all over it for the mental ray will reach the operator wherever he is.

*Direction.* The dowser, holding the pendulum in his hand, surveys the horizon, that is to say turns his body slowly round, with the left arm outstretched. At the moment when this arm,

<sup>1</sup> It is therefore useful to wait until the solar ray is declining towards the horizontal plane, that is to say when the sun is low on the horizon.

## PRINCIPLES AND PRACTICE OF RADIESTHESIA

serving as an antenna, comes across the mental ray, the pendulum oscillates and gives the figure of water, 7. This direction is noted for it indicates in what direction water will be found.

A dowser endowed with a high sensibility may be able to determine the direction without using the hand or a stick as an antenna, and if he does so it is only to ascertain the direction more accurately.

The process of surveying the horizon is carried out at first by limiting one's attention to a short distance — say 50 metres, and then increasing it gradually. This survey enables us to detect the presence and the nature of any given body, but distance and depth remain to be determined.

*Distance.* The eyes are capable of accommodation at various distances. If one examines an old manuscript very closely, or looks at a house at an ordinary distance, or at a mountain peak at a great distance, the mechanism of the eye adapts itself accordingly, giving clear vision in each case.

Every photographic apparatus has a regulating system enabling it to adjust itself to a distance varying between about 2 metres and infinity. Modern instruments used in geodesy are so designed that they give at the same time the direction of a certain point, its altitude and its distance. Thus, a given degree of accommodation of the instrument corresponds to a certain distance, and vice versa.

In short, everything takes place as if the dowser's brain were an instrument brought to a fine pitch of perfection. Having been trained and regulated by former experiments over known distances, it is capable of finding directly, by means of the mental ray, the distance of the body emitting it, the 'exact focus' being indicated by the movements of the pendulum.

### s. FOURTH METHOD : DIRECTED OSCILLATIONS, OR INTERSECTION METHOD

Let us imagine a dowser standing in a field in search of water. Without extending his arm or turning his body round, he asks himself the question: In which direction is water to be found ?

## WATER AND INANIMATE BODIES

The pendulum oscillates where water is to be found. This should be noted, as well as the features of the landscape such as trees and rocks which will be helpful in finding the direction again. The prospection with the pendulum is repeated from another angle of approach and the second direction obtained will intersect the first at a point under which the water will be found.

### 6. DETECTION OF DISTANCE

Let us take the case of spring *I* emerging at ground level. (See Fig. 18). The dowser, standing at point *S*, and already knowing the direction by the mental ray *IS*, follows this ray

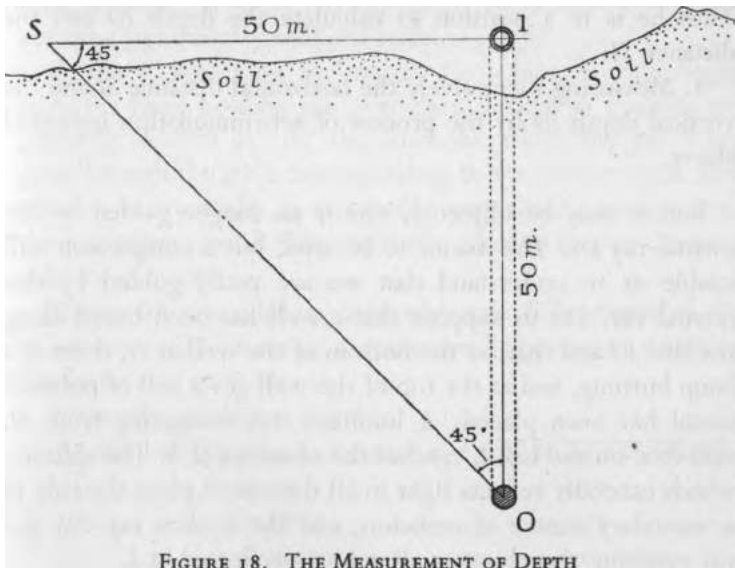


FIGURE 18. THE MEASUREMENT OF DEPTH

mentally without moving, while adjusting his own receptivity to 5, 10, 15, 20, 25, etc. metres. When he reaches the exact distance, the pendulum begins to move. This accommodation is carried out more or less consciously, and through habit becomes like a reflex.

## PRINCIPLES AND PRACTICE OF RADIESTHESIA

### 7.

#### DETECTION OF DISTANCE AND DEPTH

A dowser standing at point  $S$  is searching for a subterranean stream of water passing at point  $O$  at a depth of 50 metres. The point  $I$ , situated on ground level vertically above  $O$ , is at a distance of 50 metres from  $S$ . We thus have to deal with a triangle  $SOI$ , and we have the choice of two methods. (Fig. 18.)

#### 1. Direct measurement of the length $SO$ .

The ray  $OS$  enables the dowser to estimate the distance by accommodation, that is to say by adjusting his own receptivity to 5, 10, 15-, 20, 25, etc. metres. Then he measures the angle of inclination made by the ray  $OS$  with the horizontal plane. Thus he is in a position to calculate the depth  $IO$  and the distance  $SI$ .

2. Measuring successively the horizontal distance  $SI$  and the vertical depth  $IO$  by the process of accommodation indicated above.

But, it may be objected, one is no longer guided by the mental ray  $OS$ . This seems to be true, but a comparison will enable us to understand that we are really guided by this mental ray. Let us suppose that a well has been bored along the line  $IO$  and that, at the bottom of the well at  $O$ , there is a lamp burning, and at the top of the well at  $I$  a ball of polished metal has been placed. A luminous ray emanating from  $O$ , reflected on the ball  $I$ , reaches the observer at  $S$ . The sphere  $I$  which naturally reflects light in all directions plays the role of a secondary centre of emission, and the broken ray  $OIS$  is a ray reaching the observer after being reflected at  $I$ .

Everything takes place as if radiesthetic rays emanating from water acted like luminous rays with the difference that it is not necessary to bore a well for them since they are not impeded by any obstacle, nor is it necessary to place a metallic ball at  $I$ .

Thus the dowser standing at  $S$  can first measure the distance



## WATER AND INANIMATE BODIES

SI by his ordinary process of distant prospection, or on location, and then the depth *IQ*. This method is preferable to the first one. It determines the point *I* which is in a vertical direction above *o*, thus enabling one to know who the spring belongs to.

To bring water to the surface, it is usual to make a vertical well and borehole with tools specially made for this purpose. There is then less risk of losing the direction, and it is the shortest and therefore most economical way.

### 8. RAPID METHOD (APPROXIMATE) FOR DETECTING DEPTH

It would seem that in the air, above the ground and at a height corresponding with the average human stature, magnetic surfaces are formed, zones corresponding to subterranean zones, but on a significantly reduced scale.

If one is searching for water, for example, one begins with the hand holding the pendulum as high as possible and gradually lowers it. At the moment when the pendulum goes through the zone corresponding to the subterranean zone where water actually is, one feels a very slight resistance, and the pendulum, up till then motionless, begins to give the serial number of water.

Thus with a pendulum held with arm fully extended and raised vertically, there is a corresponding zone of water on the surface or very near it.

When the pendulum is held:

at the level of the eyes				water is found at 40-50 metres			
„	„	„	waist	„	„	„	100 „
„	„	„	knees	„	„	„	250 „
„	„	„	ankles	„	„	„	300-400 „

Therefore, everything takes place as if the pendulum, lowered slowly, were going through magnetic layers.

### 9. PLUMB-LINE METHOD FOR DETECTING DEPTH

The position of an isolated body having been marked (reef of gold, spring) or of a continuous body (stream of water), the

## PRINCIPLES AND PRACTICE OF RADIESTHESIA

operator stands exactly above it at point *A* in order to determine its depth.

At a point, *A*, he places a stake to which a metallic wire is fixed. Then the wire is drawn along the ground and held above it by means of wooden supports. It may be stretched in any direction, in the case of an isolated body, or in a perpendicular direction in the case of a vein, seam or stream. Then, holding in the hand a few pieces of various bodies which may be encountered above the point *A* (water, limestone, clay, marl, etc.) the operator, with the pendulum, explores all along the length of the wire. The distance from the point *A*, taken on the wire, where the pendulum indicates water, corresponds to the depth of its location.

Everything takes place as if the wire had been driven into the ground vertically at the point *A* and then withdraw!, showing indications of the different layers 'penetrated' whose presence underground could be ascertained at the exact depth of location in each case. The pendulum does not reveal the presence of material elements in this case but only radiesthetic vibrations.

### IO .ESTIMATING OUTPUT

The first indication is given (for the same operator, as personal sensibility must be taken into account) by the amplitude of oscillations and the speed of the movements of the pendulum. This seems to receive at each oscillation a new impulse, and its movements are maintained with a variable force in each case. Example: spring water, weak: 20 oscillations in 10 seconds. Stronger spring: 24 oscillations in 10 seconds.

It is now a question of obtaining more precise knowledge. To achieve that end the operator has, beforehand, adjusted his instrument, that is to say his organism. By practising on certain springs whose output is known, the operator has established a kind of ready-reckoner indicating that a certain amplitude and speed of oscillations correspond to a certain output.

## WATER AND INANIMATE BODIES

No formula here can take the place of personal study for the result depends on an individual coefficient of sensibility.

### II. DETECTING DIRECTION OF FLOW

A pendulum, activated by an impulse, makes symmetrical oscillations, or very nearly. But the oscillations made by the dowser's pendulum are not symmetrical. By carefully observing its movements one can see that the pendulum swings more in one direction than in the other, as if the series of impulses activating it were constantly pushing it in the same direction. An analogy might be helpful. When a child sits in a swing set in motion by his mother, a push is given only once for each swing; it is intermittent, and the swing rises higher in the direction of the forward impulse than when it returns. Similarly, with a pendulum. Above a stream of water *AB*, flowing from *A* to *B* the pendulum is drawn more towards *B* as if the impulse were coming from *A* to *B*. It oscillates in the direction of the current. If one tries to make it work in the reverse direction, it stops.

Thus, if the stream is horizontal and flows from *A* to *B*, the pendulum oscillates towards *B*.

In order to determine with the pendulum the direction of a subterranean stream whose orientation is already known, the operator proceeds as follows. Turning in a downstream direction, the pendulum oscillates vigorously, and turning upstream, in the opposite direction, the pendulum remains motionless. It behaves in a way exactly opposite to that of the rod under the same conditions.

It is in such a case that the rod may prove useful provided the operator stands above the stream and not far away. If he goes in an upstream direction, the rod rises violently, and if he turns in a downstream direction, the rod dips feebly and stops.

If the stream is ascending, the pendulum seems to follow the upward movement of the water by describing an ascending solenoid, with anti-clockwise rotation.

## PRINCIPLES AND PRACTICE OF RADIESTHESIA

If the stream flows downwards, the pendulum describes a descending solenoid with clockwise rotation.

### 12. DETECTING PRESSURE

If a bottle, filled with some lake water, is sealed with a cork, and another bottle filled with gaseous water and also corked, it is clear that the reaction of the two corks will not be the same in both cases. One is 'at rest' while the other is in a state of compression. In a state of equilibrium, a force is neutralised by an antagonistic force. If we could measure the state of compression of the cork, we should know the force of pressure of the gas.

When a subterranean stream is under pressure, it means that while receiving various amounts of water through communicating channels forcing it to take an upward course, it is prevented from doing so owing to the impermeable ceiling of clay or rock situated above it. This obstacle, like the cork in a bottle, maintains an internal pressure compressing it, and sometimes giving rise to an explosion.

The pendulum indicates this abnormal state, under the form of a column of force rising vertically above the water below and ascending up to the level where the water will rise after boring operations have made an outlet for it.

When, with the pendulum, the operator is searching for the depth of the water, he will first come across the top of this column, over which the pendulum gives the numerical figure of water but the lightness characteristic of gases.

By following the downward course of this column, the ceiling of the underground stream of water is detected. Thus one knows beforehand both the actual level and the future level of the water, which are confirmed after boring operations have been carried out.

### 13. TEMPERATURE OF WATER

In order to know the degree of temperature of subterranean water, the operator, going through the scale of temperatures

## WATER AND INANIMATE BODIES

which he has established in the course of his former observations, places his instrument successively over a series of points on the scale indicating degrees. When the exact degree is reached, the pendulum starts moving.

### 14. WORKING FROM THE DEPTHS TOWARDS THE SURFACE

A subterranean stream, at a certain depth and of considerable output, may be compared to a great channel from which canalisation branches off to houses in towns. Or a subterranean stream coming from the Alps gives off in its course a certain number of streamlets which, owing to geological underground faults, branch out in arborescences directed towards the surface. Thus either one can search, starting from ground level for the extremities of these branches, but the radiesthetic and material obstacle to this procedure lies in layers of marl or clay which affect the movements of the pendulum, making it unreliable; or one can detect directly the depth of the main water bed and follow its branches and rivulets to the most favourable point. By doing so, one can avoid making misleading errors.

### 15. GENERAL APPLICATION OF METHODS

It is advisable to repeat here that all the determinations - nature and direction, distance and depth, output, direction of stream, pressure, temperature - can be carried out by the method of the mental ray, without moving from the place of detection. One may be standing or sitting, on ground level or in a motor car, aeroplane, etc. But it is clear that after this preliminary work, which saves a great deal of time, it is advisable to go oneself and stand above the water stream to verify and check all the indications given.

It should be noted that what has just been said about water is an absolutely general method which is applicable to all other bodies.

### 16. WITNESS METHOD

In the course of these prospections, the pendulum has given,

## PRINCIPLES AND PRACTICE OF RADIESTHESIA

both in the case of the solar ray and the fundamental ray, the characteristic series of the body under study.

By way of control we can use the witness method consisting of holding in the right hand a fragment of the body searched for. The radiations harmonise. By taking certain precautions, for the fundamental ray remains dominant, the pendulum will move only if the body searched for is identical with that held in the hand.

The witness method is particularly useful for qualitative analysis, for example to find out whether subterranean coal is of good, medium or poor quality.

17.

## CONCLUSION

Owing to the accuracy of these results, it is obvious that there is every reason why dowzers and geologists should try to understand one another's methods instead of putting up barriers of opposition.

A dowser who is also a geologist, and a geologist who is also a dowser, could make use of both branches of knowledge. Failing that, there should be collaboration. As forces, laws, instruments and personal gifts differ very greatly, it would seem desirable that both geologists and dowzers should work together on the same site in order to obtain the same useful results.

Just as an astronomer needs a telescope to see beyond the range of his vision, so a geologist could utilise the pendulum with advantage which, after all, gives indications that are as clear as if they enabled one to see underground.

This simple instrument offers to geology certain possibilities of progress of incalculable significance. It would be a pity to ignore it.

## XI CAUSES OF ERRORS

### I. ERRORS DUE TO THE PENDULUM

1. A pendulum which is too heavy reacts feebly to weak waves.
2. A pendulum which is too light reacts too rapidly and goes beyond the ends of series. For example, over silver, instead of the figure 6, it will give 12, 18, 24 or an unlimited series.
3. A coloured pendulum may prove to be a hindrance in searching for certain bodies.

### 2. ERRORS DUE TO THE HUMAN ORGANISM

4. If the ball of the right foot is not resting flat on the ground, there is no movement of the pendulum.
5. The pendulum is not held properly.<sup>1</sup>—Either it is grasped too tightly or the arm is too stiff or contracted.
6. The operator may not be sufficiently sensitive. He must improve this by practice.
7. The operator may be too sensitive. A trace of gold makes him react as if it were a reef. A heavier pendulum should be used.
8. Lack of natural aptitude, or training, or relaxation results in the reactions of a pendulum being unreliable. A number of series is obtained but not related to the objective figure characteristic of a given body. Or the direction of rotation is reversed. Hence the possibility of error if a conclusion is arrived at. All this may be rectified by practice.
9. Radiesthetic work involves a certain degree of nervous energy. If it is prolonged without interruptions, it causes fatigue and exhaustion. Then one should rest, or else the indications will be unreliable.
10. There are also certain days, and times, when one does not feel disposed to work. It is then useless to insist.

<sup>1</sup>.Abbé Mermet always insisted on this lack of relaxation, which he called 'the great fault'. *Trans.*

## PRINCIPLES AND PRACTICE OF RADIESTHESIA

### 3. ERRORS DUE TO THE MENTAL STATE

11. Auto-suggestion — One imagines, *a priori*, or owing to certain information, or because of another dowser's opinion, that there exists a treasure in a certain place. The pendulum will then give the figure of gold which exists only in the operator's imagination. One must remain calm, indifferent, and in a passive mental state, without any preconceived ideas, and submit to reality without trying to distort it. Men endowed with powers of creative imagination, false philosophers, are the most dangerous of all. I often receive maps and plans on which a local dowser, and sometimes a well-known one, has written: 'Here, at the foot of the old tower, there is a treasure at a depth of 10 metres. I feel the presence of gold, diamonds, etc.' But, actually, there is nothing at all. Or, sometimes, the magnetic image of an old gilt snuff-box kept under a glass case. The art of dowsing consists in finding what actually exists, and above all in not finding what does not exist.

### 4. ERRORS DUE TO BODIES OR THEIR RADIESTHETIC FIELDS

12. Identical Bodies — If you are searching, for example, for a lost knife, the mental ray may well lead you to an old saucepan, which is normal for it gives off the same radiations. This your assistants will find quite amusing.

13. Identical Figures — Several bodies have the same numerical figure, for example, water and copper. One must avoid confounding them.<sup>1</sup> The operator should not work only from his room; on location, he should ascertain if there are similar bodies, which may be a cause of error.

14. A body unknown to the operator may have the same figure as that of the body searched for. He should be on the look out particularly for natural gas, marsh gas and other hydrocarbons, which may cause many errors.

<sup>1</sup> The operator is referred to what we have said in this connection about the fundamental ray and the spirals. If the figures of certain bodies are sometimes identical, they differ nearly always by their fundamental ray and spirals. Furthermore, one can always resort to the 'witness' method.



## CAUSES OF ERRORS

15. When searching for missing persons, the operator must bear in mind that some people have the same individual numerical figure. In order to distinguish them, the operator must find out discreetly the radiations of their clothes which are hardly likely to be identical. Or else, he must discern them from a general impression, impossible to describe, and characteristic of the individual, which is felt in studying the individual's radiations.

16. In the case of a child who has been missing for two years for example, his personal numerical figure may be higher than it was originally.

17. Strange as it may seem one may easily make a mistake by counting the number of oscillations. When the pendulum changes its movements at the end of a series, its impetus leads it on and it draws a number of ellipses which one does not know whether to attribute to oscillations or to rotations. One hesitates between 6 and 7, between 11 and 12, etc. Then one must wait before counting until the oscillations are well formed, and several series must be counted, and an average taken. Preferably, the second or third series should be taken.

18. One is apt to forget that the fundamental ray of gold is not always directed towards the west.

19. The principal causes of these errors are magnetic images. The radiesthetic image misleads one about the real position of a given body.

20. The images of the cross of gold, when they are displayed, are also misleading. One must wait until they form a vertical column.

21. The lines of force parallel to streams of water or to veins of metal, especially the great parallel, often lead one to think that the real body is situated below them.

22. In estimating depth, layers of clay or marl, which scarcely affect the pendulum, remain unobserved. Yet their thickness must be added to the apparent depth.

23. Certain atmospheric conditions, such as stormy weather, certain hours of the day, are unfavourable. The magnetic equi-

## PRINCIPLES AND PRACTICE OF RADIESTHESIA

librium is disturbed and unstable. The indications of the pendulum are then quite unreliable.

24. We are all familiar, in listening to the radio, with that phenomenon known as fading. A similar phenomenon occurs in Radiesthesia. Suddenly, the pendulum stops. If it is held over a silver coin or a gold ring, it remains motionless. After a variable period of time, everything returns to normal. I have observed that while holding a pointed object towards the sun, such as a pencil or finger, fading ceases.

If it is not noticed in time fading may cause errors. One does not feel the presence of a body which is nevertheless there. And if the pendulum stops in the course of a series which remains unfinished, one may believe one has found a different body.

### S..ERRORS DUE TO ERRONEOUS INTERPRETATION

The art of dowsing is akin to the art of medicine, which, by means of certain indications, must enable one to establish a diagnosis. The pendulum, like the barometer, never lies. It moves and it is up to us to know why. All the resources of human intelligence, based on long experience, including many successes and failures, are necessary for a correct interpretation. This calls for sound judgment, methodical procedure and prudence.

25. Undertaking difficult researches for which one is not qualified. Though Radiesthesia has brilliant successes to its credit, there is no reason why one should lose one's sense of measure, and that other sense often wrongly called common sense.

26. Generalising rashly after a single experiment and putting forward premature theories on a meagre basis of observations with the result that research work is carried out on principles which are not exact.

27. Concluding hastily, without checking oneself, and without taking the trouble of repeating an experiment at a different time of the day.

## CAUSES OF ERRORS

28. Being influenced by auto-suggestion; for auto-suggestion, and suggestion coming from outside, have a certain influence on interpretation.

29. Hurry, negligence, distraction, inattention, chattering, various preoccupations, nervousness, all contribute to giving poor results.

30. Attributing to the pendulum more than it indicates; reaching conclusions beyond given indications; showing self-assurance and giving precise information which neither the movements of the pendulum nor boring operations will confirm. Lacking sufficient intellectual humility to say: 'I don't know.'

## 6. ERRORS DUE TO BYSTANDERS

31. Disturbing the dowser by chattering, irrelevant questions, mockery, etc.

32. Giving false information; asking a poser.

33. Digging away from the place indicated; removing stakes, etc.

## 7. CONCLUSION

Thus we have made it clear how extremely careful one must be in order to avoid making such errors. In distant prospect on maps and plans, forming the subject of the next chapter, several of these causes are eliminated.

## *Part Three: Teleradiesthesia Or Distant Prospection*

### XII DISTANCE NO BARRIER

#### I. PRINCIPLES

##### *A. Preliminary Considerations*

WE are entering here into the most mysterious region of Radiesthesia, and yet for anyone who has understood the mental ray method for prospecting on location, distant prospection is but a progressive extension of it, based on the same principles and using the same means.

I said before that the radiesthetist on location has no need to go far away from the circle of which he occupies the centre. First he may explore over a distance of 10-100 metres, then at gradually increasing distances of 200, 400, 1,000 metres. Continuing in such a manner he will reach the circle of the visible horizon whether it is within normal distance as in a plain, or brought nearer to view by a hill, or farther away, if viewed from an elevated point from which the extended horizon may be seen. For the whole visible area the mental ray method is applicable. But what about the regions beyond this horizon? Can the pendulum give us any information about bodies hidden in a piece of ground that cannot be seen? To this question only facts can give the answer, but experience - that is to say an already considerable number of predictions verified by digging - enables us to formulate the following law: The pendulum gives information about what is found on the surface and under the surface of a site 'invisible' to him, provided the radiesthetist is able to see a representation of the area beyond his view (photo, plan, map or drawing).

And here is another law which rather baffles one's imagination: In the action produced on the radiesthetist and his

## DISTANCE NO BARRIER

pendulum, by bodies, distant and invisible, but represented by a photo, map, plan or drawing, distance is of no account; whether such bodies are 10 miles away, 100, 1,000 or 10,000 miles away, they act in the same way. None of the distances measurable on the surface of the earth has any perceptible effect in delaying or weakening transmission. But as regards the vast areas beyond the earth we can say nothing yet. If one bears in mind that light travels at a speed of 186,000 miles a second, and that radiesthetic rays are closely akin to invisible rays such as infra-red and ultra-violet rays, which are not impeded by any obstacle, it becomes much easier to understand the whole question.

We now have to discuss what has been discovered up till now in the course of investigations into the subject of distant prospection.

For the sake of clearness we will adopt the method of question and answer, the answers all being based on successful results.

Is the question of distance, as far as the earth is concerned, immaterial? — Yes.

Is it possible to detect anything at the antipodes? — Yes.

Given a piece of a map, bearing no indication of any locality, is it possible to detect the actual position of the piece of ground represented on it? — Yes. In order to do so, the radiesthetist looks on the map for two or three characteristic radiations and searches for the direction towards the horizon in which they may be found.

Under the same conditions, is it possible to measure distances? — Yes, but only approximately.

If the object has undergone modification since the photo, plan, map, etc., was made (for example, if the course of a river has been deflected, a well deepened, a town shattered by an earthquake), does the pendulum reveal the former state or the actual state? - The pendulum, at first, reveals the former state, that is to say the state of the object when the photo, plan or map was made. Then, if one's attention is concentrated

## PRINCIPLES AND PRACTICE OF RADIESTHESIA

on the actual state, using the photo, plan or map, as a detection basis, the actual state is finally revealed.

For example, here is a fragment of a map representing a river when it was flowing freely. Since then, a barrage 80 metres high has been erected, a deviation tunnel dug, and an electrical power station put up. None of these things is indicated on the map. Yet an experienced radiesthetist can trace them by taking the map as a basis for detection.

In the case of a body in motion, such as a train, ship, aeroplane, etc., is it possible to follow its itinerary on the map? — Yes.

An experiment which may be useful in time of war or for customs officials is watching a certain road on the map. The pendulum is held in the right hand while the left hand holds a pencil or any other object acting as an antenna whose extremity is placed on the road under observation on the map. The pendulum remains motionless so long as no vehicle passes by. But when a vehicle does pass the point kept under observation, its metallic mass moves the pendulum which gives the figure of iron (or steel). This is a form of espionage by means of the pendulum.

In the case of a volcano, is it possible to detect the height of a column of lava below the crater? — Yes.

### *B. The Study of the Radiesthetic Field at a Distance*

Does one find the usual serial number characteristic of a given body? — Yes.

Is there also the same direction of rotation? — Yes.

Is the fundamental ray present? — Yes.

Are the spirals found in the same form? — Yes.

Is the solar ray present? — Yes. But one must bear in mind that time varies according to place. One day, while working on a map of Brazil I was searching in vain for the solar ray in the West while the sun at the time was in the East.

Is the mental ray present? — Yes.

How does it manifest itself to the radiesthetist? — Not

## DISTANCE NO BARRIER

through the right foot, which may be off the ground, but by the finger of the left hand moving on the map, by the pencil-antenna held in the left hand, or again, in the case of experienced radiesthetists, simply by fixing the eyes on the point of the map to be studied.

Is it possible to estimate mass? - Yes.

Does the same weight of the same metal, for example, a gold coin, produce the same amplitude and the same speed of oscillation irrespective of distance? — Yes.

Does the pendulum indicate the form of a distant object as well as that of one under direct observation? — Yes.

Can one calculate the depth? — Yes.

Output? — Yes.

Pressure? — Yes.

Temperature? — Yes.

Does the regulation of the pendulum established for bodies under direct observation apply to distant bodies also? - Yes.

Does the radiesthetic image manifest itself? - Yes.

Images of the cross of gold? — Yes.

Are they as variable as those manifested on location? — Yes.

Are they simultaneous with those of the same body serving as 'sample' in an experiment? — No.

Are images formed sometimes in a vertical column? — Yes.

Can a highly gifted and experienced radiesthetist dispense with a map? — Yes, if he knows the site or if he is given a verbal description of it. A map, in fact, seems to be only a means of concentrating the radiesthetist's attention and his apparatus on the site under observation.

When working without a map, what intermediate agent is there between the distant object and the radiesthetist? — Always there is the 'capital ray' which the object, like a star, emits in all directions and which is unimpeded by any obstacle so that it reaches the radiesthetist.

But if the radiesthetist receives simultaneously and constantly a ray from a certain number of bodies, how can he isolate the ray from the body he is trying to detect? - By concentration

## PRINCIPLES AND PRACTICE OF RADIESTHESIA

which leads him to selection and adaptation to a certain kind of waves, and disadaptation to all other kinds. For instance, in a drawing-room, where everybody talks at the same time, it is possible to follow the conversation of a voice which one finds interesting and ignore all other voices.

May not the explanation be 'transmission of thought' with the person who made the map, drawing or photo? — No, because one is asked to detect bodies whose presence is unknown to the person in question, and often the findings of the radiesthetist contradict the statements of the owner in the case under investigation who generally finds himself compelled to admit that he was mistaken.

### 2 . FIRST STEPS IN DISTANT PROSPECTION

The best answer for those who deny the possibility of practical distant prospection consists in showing them how easy it is.

Let us take the case of a beginner. How is he to proceed? Let us start by working on a photograph. Let us take back numbers of the well-known periodical *Villustration* for the years 1921, 1922, 1923 and 1924, for example, as I can recall the events that occurred during that period better than at any other time. Looking at the photographs (but not the drawings or reproductions of pictures and water colours) we shall come across motor cars, aeroplanes, ships, bronze statues (copper), sites where gold is extracted (Skellefrea mine in Sweden); oil fields in Rumania; objects made of gold, silver, copper; products of various excavations, Roman, Egyptian, etc.; jewels worn by living persons; men, women, mummies; prehistoric bones, calcined bones and human ashes from the cataclysm of Tokyo; tigers, and notably a magnificent footprint of a tiger on the sand of a river; the Prince of Wales on an elephant, and the big tiger that he had just shot; buffaloes, great apes, wolves, countless horses, etc.

Sitting comfortably, alone if possible, without the least hurry, the operator should place the end of his pencil-antenna on one of the objects without any thought of orientation, and



## DISTANCE NO BARRIER

watch his pendulum held in the right hand. If he is sufficiently sensitive, he will be surprised to see how readily the pendulum begins to oscillate, and then rotate, giving the series characteristic of gold, silver, copper, water, petroleum, animals, men and women. If he studies a certain individual, he will find his personal figure of radiations, etc. These different numerical figures should be written down on a sheet of paper in order to make sure that they are constant. When they prove to be invariable, at least for the operator, he can deduce from them with a high degree of probability, the nature of the metal, the kind of animal, etc. It is a drawing-room game.

Let us now pass on to prospecting on a map. The procedure should be the same as before and the photograph replaced by a piece of the map to be studied. Of course, a large-scale map is preferable, 1 : 1,000 or 1 : 10,000. Let us begin by noting with a pendulum what is marked on the map. The pencil-antenna should be placed on a point indicating a stream, a river, a pond. The pendulum held in the right hand will give the series of water, and the direction of oscillations will actually be the direction of the stream of water, east-west, north-south, etc.

If the operator knows that on the site reproduced by the map there is some coal, a spring, a well, that is not marked, or anything else, he should try to mark them.

Then he can start tackling the unknown. Passing slowly, methodically, his finger of the left hand or his pencil-antenna over the surface of the map, his mind free and detached, without expecting any one result in preference to another, he should give the pendulum free play like a good hunter who lets his dog run where he likes. He should have the conviction that the pendulum is always right. If it does not act, he should not get impatient. Suddenly, it starts moving. At last, here is my spring! he may exclaim. Not at all, for the pendulum may give the serial figure of 16 which is that of gas.

If one wants to find something which really exists, the pendulum must be left to the play of radiesthetic forces, objective

## PRINCIPLES AND PRACTICE OF RADIESTHESIA

as they are, and no attempt should be made to direct it by a mental effort which is nothing but suggestion.

It is important that one should not confound the powers of attention, selection, adaptation, focusing, which are manifestations of a receptive apparatus (brain), with such subjective factors as questions, injunctions, suggestions, which are characteristics of a transmitting apparatus.

The fact that the pendulum oscillates over a map is a trifling thing. The whole problem consists in interpreting the real cause of its movements by eliminating the causes of errors.

### XIII EXAMPLES OF DISTANT PROSPECTION

IN confirmation of what we have just said about distant prospection, we will now give a certain number of striking facts, easily verified, which should be conclusive for anyone with an unbiased mind. As evidence of demonstration nothing is more convincing than weight of numbers, and nothing is so irrefutable as a real and proved fact.

The fact that a certain phenomenon occurs with an almost \* daily frequency shows its possibility, and therefore the only sensible attitude for the time being is to admit the fact and wait until it is explained.

#### I. WATER

##### *Within Range of Vision*

(Extract from the *Journal d'Yverdon*) — Abbe Mermet has made use of his science of Radiesthesia for the benefit of the locality of Yverdon. After patient and unsuccessful searchings, the local council decided to consult the Abbe to find out the cause of a fall in output of the water in the communal reservoir which the Abbe announced was due to an error of judgment. It was an event of great interest for those who had the privilege of watching the Abbe performing as a prospector.

From the highest site in the village, with a wide expanse of view, Abbe Mermet, using his pendulum, indicated the exact location of the three springs at Villars-Mendraz and their respective output, and he did so at a distance of 2 miles away. While retracing his steps, he discovered, in the village itself, a spring with an output of 200 litres a minute, not far from a gallery giving 20 litres a minute.

##### *With no Plan - Viivigne (Cote d'Or)*

(Extract from an article in *Bien Public*, Dijon. 24th Sep-

tember 1930.) The locality of Vievigne had requested Abbe Mermet to make a tour of hydrological inspection in the neighbourhood of the village. People knew Abbe Mermet's theory about the origin of water springs in the region of Burgundy. According to him, they come from the Alps and circulate in our region by means of subterranean canals.

Here and there a geological fault, or perhaps a chimney due to erosion, gives rise to conduits through which water can reach the surface of the ground. Sometimes these streams of water circulate at a depth of a few metres and sometimes at a greater depth. Sometimes also, on the same site, several streams are found, one above the other, parallel with one another, ascending or descending; when geological faults or chimneys reach ground level then they constitute a spring. As in the case of a well constructed irrigation scheme, the output of the spring depends on the section of the main conduit, or on the orifice, more or less limited by rocks, gravel, etc.

With the aid of his pendulum, Abbe Mermet discovers these pockets, chimneys without outlet, their depth and probable output. He seems to have before his eyes a map of the circulation of subterranean water. Naturally, one feels rather sceptical. I must admit that I was myself but there is nothing more convincing than a fact, and, for two hours, Abbe Mermet gave us full indications which were easy to verify.

A fountain supplies the wash-house. Without having seen it, he announced its output as being 2£ litres a minute, which is exactly the figure found in former observations. The same concordance was found in the output of the fountain for the trough. At a distance of 20 metres and at a depth of 1 metre, a streamlet giving 2 litres a minute was discovered. The local people duly confirmed this.

Standing in the middle of a vale, Abbe Mermet indi-

## EXAMPLES OF DISTANT PROSPECTION

cated on the other side of the hill, consequently out of sight, a spring with an output of about 30 litres a minute and at a depth of 1,200 metres; and also another spring giving 15 litres a minute. These springs situated at Sennelier and Cocquetin were immediately discovered. Returning to the village, the Abbe examined the well, near the church, which is supplied by a streamlet from the east at a rate of 3 litres a minute. Again, local people confirmed this when they had occasion to clean the well.

We are mentioning only a few facts whose verification was made immediately. We are fully justified in assuming that the other indications given by Abbe Mermet are equally well founded. He also indicated where prospecting should be done and where nothing would be found.

### *La Terrasse (Isere)*

It is remarkable that at a distance of over 150 kilometres your pendulum enabled us to carry out inspections which were so accurate.

*(Signed)* G. Rodhain, *Mining and Civil Engineer.*

*26th November 1925.*

### *Through Memory of the Site — Bienne (Switzerland)*

On 13th March 1926 you sent me a plan from Saint-Prex indicating with great precision a small spring of 3.50 litres a minute. Thank you very much. It gave great joy to our school children.

*(Signed)* Loertscher.

### *Example of Prospection for Water on a Plan*

Abbe Lambert became a dowser after my visit to Seilh, and was later elected mayor of Oran owing to his dowsing ability.

(Extract from article written by Abbe Lambert, *Telegramme*, Toulouse.) Abbe Mermet finds water and other objects by distant prospection. As proof, I am able to cite an experiment made at Seilh in front of witnesses, together with the signed testimonies.

## PRINCIPLES AND PRACTICE OF RADIESTHESIA

### *Vic-en-Bigorre*

I sent a plan to Abbe Mermet asking him to indicate if there was any water. The property, situated near a river, has a well supplied by a stream with an insufficient output. I mentioned that fact to Abbe Mermet who replied:

‘1. Petroleum, Metals, Coal: nil.

‘2. Dry well, 20 metres deep, filled up with stones.’

This was absolutely correct.

*(Signed)* M.I.C.

### *Morzine (Haute-Savoie)*

I, the undersigned, Honorine Baud, of Morzine, certify that Abbe Mermet found on my property on the site known as ‘Au Collier’, Pied de la Plagne, Parish of Morzine, a spring of drinking water with an output of 3 litres a minute, and he did that simply by studying a plan of the property on two photographs which I had sent him for that purpose.

*(Signed)* Honorine Baud. 14th August 1910.

(This signature was duly witnessed by the mayor of Morzine.)

### *Popayan (Colombia, South America)*

The College of French Marists at Popayan had no water. The director wrote to me begging me to do everything I could to find some water. ‘We have 650 students here and we shall be compelled to close the college owing to lack of water. Come and save us from such a dreadful prospect.’

I replied that I had neither the inclination nor the time to travel so far but I asked him to send me a plan of the property together with a correct scale.

I duly received it, and returned it with following comments:

There are not several springs on your property but there is one. If your plan is in accordance with the scale, you should carry out digging operations at the exact place I have indicated with a cross in red ink, and go down to a depth of 28 metres. You will find the water that you need.

## EXAMPLES OF DISTANT PROSPECTION

The reply to this note ran as follows:

I have great pleasure to inform you that the water indicated at a depth of 28 metres on a plan of our property at Popayan, which I have been searching for myself for the last five years, has been found exactly at the depth indicated. I am taking the liberty of sending you a copy of the plan and asking you if you would be kind enough to indicate the region where petroleum or metals may be found as English and American surveyors have marked out certain likely places on the site.

(Signed) Hermano Anacleto,  
*Rector del colegio di la Immaculata, Pasto, Colombia.*  
10th August 1927.

### *Frontignaa (Herauld) - 1931*

One day, I received a request from the Compagnie française des Pétroles (52 rue de Londres, Paris) asking me to come to Frontignan as soon as possible.

This company had built a plant for refining petrol which reached it by way of the sea, but there was no fresh water.

Boring operations around the plant had given only salt water, Frontignan being on the sea coast.

As I was unable to absent myself at that time, I asked the Director of the Company to send me a plan of the site. A study of it revealed the presence of a mountain stream with an output of 300 litres a minute, on a layer of marl, at a depth of about 70 metres.

And the forecast proved to be correct in every respect.

I said that the main stream had an output of 750 litres but it was bifurcated and the larger of the two branches (450 litres) was at a greater depth (90-100 metres) and while the smaller one (300 litres) gave slightly salty water owing to the vicinity of the sea which infiltrated, the deeper branch would give water of perfectly pure quality, free from salt, provided a water-tight partition was put up where it emerged at a depth of 90-100 metres.

## PRINCIPLES AND PRACTICE OF RADIESTHESIA

### *Orleans*

Thanks to Madame Jamin (30 rue Royale, Orleans), the devoted President of the local Radiesthetic Society, a lady extraordinarily gifted and renowned for her healing powers, I received the plan of a property which was in need of water.

The proprietor, M Bouchet, 106 rue Bannier, Orleans, wanted to build a cottage where he could stay in the summer and on Sundays. But there was no water in the neighbourhood, not even enough to make some mortar.

I sent him his plan with the following indications:

At the precise point marked with a cross, quite near the site of your prospective cottage, you can start digging and at a depth of 10.50 metres, you will find water with an output of 4 litres a minute, or 240 litres an hour at the minimum.

This should be sufficient as the flow comes from a spring of 10 litres at a depth of 60 metres, and after the chimney through the sand-bed is widened by the passage of ascending water, this streamlet of 4 litres is capable of giving as much as 10 litres a minute.

Future events proved that I was right, and once again, prospecting on a plan was crowned with success.

Here is a letter I had the pleasure of receiving from M Bouchet, dated 18th November 1933.

I want to thank you, though tardily, but with all my heart for the result obtained in accordance with your indications on the plan.

We duly carried out digging operations at the place indicated by you on the plan, and at the depth you had stated, the water came out. I can still see the sand boiling under the rush of water. You can imagine how happy we were for both my wife and myself take a keen interest in Radiesthesia.

*(Signed)* G. Bouchet.



## EXAMPLES OF DISTANT PROSPECTION

Mr Bouchet also explained that since the well-sinker had not removed enough sand, there were only two or three buckets of muddy water; but needing water during the summer, he started pumping again and water came out, very nearly clear, and sufficiently abundant for watering purposes (400 litres an hour). 'Never', he said, 'has our garden been in such fine condition when most wells in the neighbourhood were dry.'

For those who always insist on facts, here is a well-established one for them. First, completely negative results on the site were observed, and then a positive forecast was given, at a distance, merely by studying a plan.

Thus Teleradiesthesia prevailed once again.

### *Two Accounts by a Witness*

A foreign member of our Association of the Friends of Radiesthesia, feeling surprised at the doubts expressed in the official Bulletin on the possibility of prospection on plans, sent me an account of two recent prospections which confirm so many others. I give them below.

*First Account.* Last September, a landowner at Triengen, in the canton of Lucerne (Switzerland), Mr Hafliger Leonce, asked me to search for water in his fields. I indicated two places where I found springs. A good spring, on the left, at a depth of 3 metres, and another spring on the right, near a tree, coming from a mountain. I asked the landowner not to start digging operations. I wanted first to send a plan to Abbe Mermet at Saint-Prex, asking for his advice. By return of post, I received an answer informing me that there was no spring on the left but that there was some salt at a depth of 60 metres. The spring, on the right, near a tree, was well indicated but Abbe Mermet stated that the spring did not come from the mountain heights but that it was ascending from below. And Abbe Mermet was perfectly right. The facts proved it subsequently. The landowner did not wait for an answer.

## PRINCIPLES AND PRACTICE OF RADIESTHESIA

He gave orders for digging to be done, on the left, at a depth of 3 metres, with the result that no water was found.

When Abbe Mermet's answer was made known to the landowner, he gave orders that the bore-hole should be closed immediately. And what about the spring on the right? As I had told him that the water came from the heights, the landowner had a trench made about 3 metres deep, above the place I had indicated, but the facts confirmed Abbe Mermet's forecast. The spring which actually came from below caused the lower part of the trench to collapse while the upper part remained intact.

*Second Account.* A dowser, of little experience, had announced an output of 2,000 litres a minute at Sursee, canton of Lucerne (Switzerland). Digging operations had already begun to a depth of 9.30 metres and big pipes had been laid down. But there was no sign of the 2,000 litres. At a depth of 3 metres there was an output of about 3 litres a minute. As I was passing near the well I took an interest in what was going on, and I was informed that there was a powerful stream coming from the direction of the Railway Station. I used my pendulum to see if the dowser's forecast was correct. In the direction indicated I found nothing, but, towards the north, I detected a small spring with an output of 3 litres a minute.

I estimated its depth at about 4 metres. I expressed my opinion and promised to make a plan and send it to Abbe Mermet. Soon afterwards, the plan came back with the remark that the small spring was at a depth of 40 metres (and not 4 metres) and that a streamlet came from a higher point which was giving the output of a few litres that I had mentioned. Thus I had made a mistake about the depth on account of a layer of clay. As for the larger spring of 2,000 litres, Abbe Mermet agreed with me. It did not exist, but the dowser insisted that it did. Further digging was done but still there was no water. Abbe

## EXAMPLES OF DISTANT PROSPECTION

Mermet's distant prospection was thus proved to be correct by irrefutable facts.

All credit is due to our remarkable master-prospector who has so often proved by his method and his results of distant prospection, extending as far as South America, that he deserves the title of 'King of Dowzers'.

(Signed) Edouard Hart. (Switzerland.) 15th December 1933.

*Bur on, canton of Lucerne.*

### *Prospection on an Aerodrome — Asnieres (Seine) 28th June 1934*

In our letter of 17th October 1933, we requested you to be good enough to survey on location the marshy site at Lys-Chantilly (Oise) with a view to giving us your opinion on the possibility of draining it.

As you were unable to come to Paris, you asked us to send you a plan or map of the site in question assuring us that you could give us all the necessary information at a distance with the same absolute certainty as if you came personally on location.

We therefore complied with your request and sent you a simple map with a scale of 1 : 20,000. Three days later, we received the map together with the desired information.

You indicated three specially marked places for digging drainage wells, giving the exact depth of the bed of sand as well as its thickness.

Furthermore, you also accounted for one of the main reasons why this region was being invaded by water which was extending more and more, not only on our own site measuring about 150 acres, but over hundreds of acres in the vicinity.

You drew our attention, with precise indications of their situation, to the presence of boggy patches and a spring giving 3 litres a minute. At that time of the year it was impossible to check your indications, and as the whole site was overlaid with an impenetrable vegetation con-

## PRINCIPLES AND PRACTICE OF RADIESTHESIA

sisting of bramble-bushes, gorse, and aquatic plants, we were obliged to wait until later on in order to proceed with the burning of this jungle so as to clear the ground for the construction of the aerodrome.

After the burning operation, we proceeded to check your indications concerning the spring on the site.

We were greatly surprised when, standing on the precise place marked by you as being above the spring, we saw an old, disused pump, whose existence nobody in the region suspected, and which to this day had been completely hidden from view by the high vegetation already mentioned.

It would seem that the pump in question could only have been put there, more than fifty years ago, by shepherds who let their sheep and cows graze in the plain which, at that time, was fertile and normally irrigated.

We consider it our duty to draw your attention to these facts as we feel you will be gratified to know that your distant prospection gave such conclusive results.

We must also admit that we cannot even attempt to understand your method and science of Radiesthesia. It is sufficient for us to have been able to achieve successful results in order to be thoroughly convinced of the astonishing ability you possess.

Once again, we wish to express our thanks and our gratitude to you and we shall make a special point of informing those who happen to be interested in such conclusive results as those at the great site of the aerodrome at Lys-Chantilly.

*(Signed) M. Nappez, 69 Boulevard Voltaire, Paris.*

*Aiton (Aiguebelle, Savoie)*

The water is exactly at the place which you indicated in front of our house, and also exactly at a depth of 4 metres. And the same applies to the output. This will serve to confirm the full confidence I have in your science.

*(Signed) Jean Rattaire, major of Aiton. 4th December 1945.*

## EXAMPLES OF DISTANT PROSPECTION

### *Chaperino (Colombia, South America)*

I take this opportunity, while one of our people, Dr du Licco de la Salle, is travelling to France of returning the plan of our site which you were good enough to examine for us last year.

I wish to thank you for the information you gave us. Thanks to your indications I was able to have digging operations carried out with success and the well marked in blue on the plan was duly sunk.

The water of this well is at a depth of 83 metres, and it reascends to 63 metres. You had forecast a depth of 80 metres and a pressure of 60 metres, with an output of litres a minute, exactly what we actually succeeded in getting.

I congratulate you on your sensational discoveries to which the press here has given full publicity.

(Signed) Hermano Hermenfroy,  
*Director de los Hermanos Christianos de Chapinero (Colombia).*

### *A Triumphant Teleprospection by Abbe Mermet*

Under the above title, the periodical *La Prospection a distance* (September 1934) published a letter from the Reverend Father Dupeyrat, a missionary of the Sacred Heart of the Mission of Pampusia, in which he writes as follows:

Yule Island is unfortunately very poor in springs.

Father Fastre, who knew of your wonderful gift, thought of asking you to find a spring in the vicinity of the Mission, that is to say to the east of the island. You asked for a map but as there was none to be had he gave you the *Almanac de Notre Dame du Sacre-Coeur* (1933) and showed you the reproduction of a photograph of Yule Island representing Port Leon which is the name of the place given to the centre of the Mission. You examined this picture with your pendulum, following the coast on the north-east of the island, but you discovered nothing worth while. As Father Fastre was remarking regretfully

## PRINCIPLES AND PRACTICE OF RADIESTHESIA

that the picture was not large enough to enable you to continue your investigations, you simply held your pendulum outside the photograph, above the margin on the right-hand side, and there you discovered a spring.

You explained this position to Father Fastre, in general aspect, going so far as to give him details about its output and the amount of lime it contained.

Father Fastre was astounded for actually he knew about this spring but wanted to put you to the test. The spring was found to be entirely in accordance with your description. But for the purpose of future investigations, Father Fastre made a note of the output and composition of the water which he did not know before. He then requested you to look on the south-east coast of the island, though that coast was not represented on the plan. Surprisingly enough your pendulum, which you held with the greatest ease above it, revealed the presence of another spring on that coast, a subterranean spring this time located lower down. For this second spring you also gave details of its situation, output and lime content, which was far less important than in the case of the first spring. Neither Father Fastre nor anyone else knew about the existence of this spring. By way of confirmation, he made a rough sketch of the site he knew so well, and with the indications you had given him, he found the actual location of this second spring by holding the pendulum over the sketch.

Eight months later, Father Fastre was back to Yule Island. As soon as he could find time, he decided to verify the discoveries that you had made in your own study thousands of miles away from here.

The first spring (N.E.) was actually found at the place you had indicated on the reproduced photograph, but its output was much smaller than that which you had forecast. Was it an error? Not at all, for at the time when Father Fastre consulted you the rainy season was in full swing in Papusia and consequently the output of the spring

## EXAMPLES OF DISTANT PROSPECTION

was much greater than that found by Father Fastre later on.

In point of fact, according to certain calculations, confirmed subsequently by actual experiment, Father Fastre observed that the output of water which you had forecast originally coincided exactly with that expected at the time of the year when he had consulted you. With regard to the lime content of the water he sent a sample of it to a laboratory in Paris, and the result of the analysis was very nearly the same as that given in your forecast.

Father Fastre proceeded in the same manner in the case of the second spring (S.E.) which he discovered easily by following your indications and which proved to be such as you had described.

Such are the facts. They constitute a testimony as sincere as it is spontaneous and all the more extraordinary considering that these experiments were carried out in such different places as Switzerland and Papusia, that is to say at the antipodes. Furthermore, your discoveries were carefully verified without any bias in your favour, and this is all the more to your credit.

Your gift is thus a rare and wonderful one and we are thankful to Divine providence for it. In conclusion, I wish to thank you for the interest you have taken in our Mission and are taking in general in all the different Missions in the world.

*(Signed) Dupeyrat, Missionary.*

## 2. UNDERGROUND CAVITIES AND BURIED OBJECTS

### *Some Unusual Phenomena in a Well*

Here follows a letter to M Giraudon (Seine-et-Oise), notary, who had asked Abbe Mermet if he could explain the rumbling noises and gushings observed at the bottom of a well.

This well, supplied by a spring, is connected through a narrow conduit (passage, geological fault or crevice) with one or several cavities (caverns), hermetically closed,

## PRINCIPLES AND PRACTICE OF RADIESTHESIA

and communicating with the external air only through the conduit mentioned above, being of narrow width, and full of water over a certain course owing to being situated on a lower level than that of the water of the well.

Whenever a barometric variation occurs, that is to say atmospheric pressure, an equilibrium is established between the external pressure of the air and that of the air contained in those great cavities.

When the atmospheric pressure increases, the external air is forced back through the well and the conduit into the cavities. When the atmospheric pressure falls, the compressed air in the cavities escapes through the conduit and the well to the exterior (atmospheric air). These in and out movements of compressed air through the conduit and the well give rise to rumbling noises and gushings in the well which are always observed whenever barometric variations occur.

(Signed) Abbe Mermet.

### *Cavities*

(Extract from a letter written by M Martinet, notary, 2, Place Pilivuyt, Mehun-sur-Yevre, Cher, 21st May 1930.)

The discovery of cavities and galleries conforms exactly to your distant prospection. I have informed our road surveyor to that effect, and we both admire your ability in obtaining such results with a pendulum.

### *Archaeology on a Plan*

The main extracts from a letter written by the Archpriest of Limours are given below. He had sent me a plan requesting me to say whether there were any underground passages.

The results of the first investigation have been of the greatest interest. What shall I say about the wonderful indications that you have sent me.

1. You have rectified a point on my plan: the exit of the gallery leading into the crypt under the choir. I had



## EXAMPLES OF DISTANT PROSPECTION

given a rather vague indication but you have clearly shown the exact point for this exit which I knew must be logically the opening of the way down towards the subsoil.

2. You have fixed the limits of a gallery starting from the exterior and leading as far as the place where gold, iron and bones might be found. This gallery was nearly reached two years ago by excavations made for building an office near the church.

3. What was of the greatest interest to us was your exact indication of a subterranean cavity, outside the limits of my plan, which is known to us all.

4. With regard to the top of the steps going down on the other side of the church to reach a gallery leading to the front portal, I think we have come across something representing the uppermost step.

You will readily realise that you have confirmed all our theories and have given us besides, in connection with a plan which seemed to be confined to the church, a mass of information about certain things that are known and on record in written documents. This is to say briefly how reliable your method is and what an impression it has made on those parishioners who knew what was going on and to whom I could show the remarkable results obtained.

With my cordial and fraternal gratitude.

(Signed) Humbert, Archpriest of Limours. 3rd May 1930.

### *Burial Places*

(The following account appeared in the *Bulletin des Amis de l'Abbaye de Hambye* (Manche) Christmas 1933.)

Last March, our friend Leon Gosset, who was informed of our excavation project, advised us to consult a dowser. Meanwhile, the press had given publicity to the fact that Abbe Mermet, parish priest of Saint-Prex (Switzerland), had discovered on a plan and at a great distance, the body of Leseure, a well-known personality in the Vendée

## PRINCIPLES AND PRACTICE OF RADIESTHESIA

region, which had been searched for since his disappearance.

We duly sent an illustrated postcard to Abbe Mermet in Switzerland representing the choir of the Abbey and requesting him to let us know what it contained. Three days later, on 24th March 1933, we received a small plan of the choir with the following comments: 'Here, very roughly, is the result of my first prospection with the pendulum.' And he had drawn three tombs in the choir.

This information seemed to be too exact to be probable and like the Trojans of old we did not believe in the oracle.

Digging operations were carried out, and it was only when they had been completed that the Abbe's forecast was compared with the results. The choir had revealed three tombs with skeletons, all three side by side, on the gospel side of the altar. And Abbe Mermet's plan, sent to us three months before, indicated 'three tombs with skeletons, all three on the gospel side of the altar'. And very nearly at the place where they were discovered.

### *Discovery of Relics of Saint Victor, Martyr*

On 21 st January 1935 I was giving a lecture at Poitiers. As I was concluding, I was given a large sheet of paper which had to be read aloud. As I was hesitating, suspecting a joke at my expense, I was reassured and I read the following account which appeared in the press a few days later, notably in the *Echo de Paris*, 29th January 1935.

The Marquis Aymer de la Chevalerie, owner of the Chateau de la Rochefaton (Parish of Loumois, Deux-Sevres), knew that one of his famous ancestors, Count Charles d'Autichamp, who played an important part during the Revolution, was buried in the castle but he did not know where. Wishing to give him a grave commemorating his glorious memory the Marquis sent a plan of the chapel of the castle to Abbe Mermet.

The Abbe replied that he could find no trace of the

## EXAMPLES OF DISTANT PROSPECTION

body of the Count but on the other hand he had a very distinct feeling that under the site of the old altar in the chapel there were remains of another man at a depth of 2 metres, together with 2 kilograms of copper and tin (length 1.14 metre and height 0.25 metre) and 5 grams of gold.

On 19th January, knowing that the Abbe was coming to give a lecture on the 21st, the Marquis gave orders to have a search carried out in time for his arrival.

Abbe Mermet's forecast was confirmed with complete success. Digging operations to a depth of 2 metres revealed the presence of a coffin having the dimensions stated and with the four comers covered with copper bearing this inscription: 'Relics of Saint Victor, presented by Pope Gregory XVI, and brought back from Rome by d'Autichamp in 1833.'

This coffin will be opened shortly in the presence of Ecclesiastical Authorities.

And the account I was reading aloud ended by saying: 'It is on the plan shown here that Abbe Mermet had given his indications from his presbytery at Jussy in Switzerland.'

### *Underground Cavities*

(Maine de Saint-Germain-les-Tours, Arrondissement de Figeac (Lot). 29th September 1934.) I wish to thank you most sincerely for having kindly carried out the test I had suggested.

I consider that the result you obtained by a rapid prospection on a small-scale map is absolutely convincing. I think it is remarkable to have been able to detect the lay-out of the galleries in such a manner.

With all my thanks.

(Signed) Georges de Lavour, *Engineer.*  
10 Rue Poussin, Paris (XVI).

I must apologise for the delay in acknowledging receipt

## PRINCIPLES AND PRACTICE OF RADIESTHESIA

of the plan which you were kind enough to mark for me.

I wish to thank you and to congratulate you. The cavity which you had marked has been found at the exact place indicated. And you also indicated a subterranean pavement which I knew was there but which I had omitted to mention.

With all my thanks.

(Signed) Raymond Barrate,  
*Azaj-sur-Cher. 19th October 1935.*

### 3. PETROLEUM

#### *Tuggen (Switzerland)*

The newspapers having announced that a Company had been formed to search for petroleum at Tuggen near the Lake of Zurich, I examined the map to see if there was any hope of finding petroleum in that region. The examination having proved to be absolutely negative I took the liberty of writing to the Administrative Council to warn them, telling them frankly that it would be sheer waste of money. I received a polite reply thanking me and informing me that nevertheless digging operations would not be carried out elsewhere. And in point of fact digging was continued to a depth of 900 metres. Not finding anything, instead of stopping, the Company remained obstinate and appealed for funds. Finally, a depth of 1,300 metres was reached without finding any trace of petroleum.

The journal *La Sentinelle*, reporting the failure of the enterprise, commented as follows: 'Boring operations for petroleum in the region of Tuggen have been definitely suspended. A depth of 1,200 metres had been reached without any trace of the precious oil that was expected to be found. A vast amount of money has been invested in this enterprise. Dismantling of machinery has already started.

'Abbe Mermet, the well-known dowser, had long ago told the prospectors for petroleum in Tuggen that there was none to be found in that region, and that it was a waste of time and

## EXAMPLES OF DISTANT PROSPECTION

money to persist in carrying out such a useless search. He was laughed at. But today he who laughs last laughs best while the future magnates of Swiss Petroleum must now be laughing on the wrong side of their faces and tearing their hair out of disappointment, while regretting not having taken the advice of the famous dowser seriously.'

### *Orbe ( Vaud — Switzerland)*

When the press announced that a drilling plant for petroleum was being installed near Orbe, I said publicly on several occasions that no liquid petrol would be found in the Orbe Valley. In the event, it was proved, as at Tuggen, that my forecast was correct.

The journal *Droit du Peuple* made the following comments: 'Let us recall, in this connection, the lectures given in Lausanne by Abbe Mermet, a specialist in such matters. He always denied the existence of petroleum in that region and forecast that boring operations would give negative results. It is said that the precious liquid, estimated at first at a depth of 200 metres, is actually located at 800 metres but that the inadequate machinery has not enabled the workers to reach such a depth. It is just a farce and an attempt to gloss over the blunder that was made.'

### *Gabian*

(The testimony given below was preceded by a correspondence summed up as follows: The engineer who had already consulted Abbe Mermet, who had given the necessary indications for the locality of La Terrasse (Isere), had been trying hard to persuade the mining engineers of Gabian to take the Abbe's advice. Not having been successful owing to the opposition of official scientists, he suggested to the Abbe that he should make a distant prospection on a plan of the boring operations, giving details and specifying whether a particular operation would give petroleum or not.

Abbe Mermet gave a forecast for three operations that were being carried out, which he numbered 8, 9 and 10. He stated

## PRINCIPLES AND PRACTICE OF RADIESTHESIA

that not one of them would give sufficient petroleum for industrial purposes. After two and a half months M Rodhain, the engineer, wrote to the Abbe that while he appeared to be right in the case of No. 8 and No. 10, he must certainly be wrong in the case of No. 9, owing to the fact that quite close to No. 9 a well had been bored - No. 4. At a depth of 80 metres they had found the main source of petroleum as well as the characteristic smell of it. Now, as operation No. 9 had reached a depth of 80 metres and as at that depth the same indications were found, operation No. 9 should certainly give some petroleum. But in spite of this indication, going counter to the Abbe's forecast, he confirmed his original indications and the following testimony shows that he was absolutely right in the case of operation No. 9 as well as for operations 8 and 10.)

Testimony.' I, the undersigned, Georges Rodhain, Civil Mining Engineer, supervising boring operations at Gabian (Herauld), certify that Abbe Mermet told me on 9th April 1926 that boring operations 8 and 9 would give no petroleum.

On 26th March 1926, I sent Abbe Mermet at Saint-Prex (Vaud, Switzerland) a map of the region with a scale 1: 10,000 indicating the sites of boring operations made until then. Boring operations 8 and 9 had just been started at the time. No. 8 had then reached a depth of 75 metres and preparations were being made for No. 9.

After a study of the map and distant prospection from Saint-Prex, that is to say at a distance of more than 500 kilometres, Abbe Mermet wrote me on 6th April 1926 that neither No. 8 nor No. 9 would give any liquid petroleum at any depth, which was confirmed by letter on 14th May, adding the same forecast of non-productivity for operation No. 10 begun on 24th April whose actual place had been indicated to him in the meantime on the map.

The results of these boring operations were as follows:

## EXAMPLES OF DISTANT PROSPECTION

Operation No. 8 - produced a few carrots very slightly impregnated with petroleum at a depth of 20  $\pm$  metres and 2 53 metres respectively, but the main level was found to be full of water without the slightest trace of petroleum. This boring operation was stopped on 23rd June 1926 at a depth of 303 metres and the hole covered up.

Operation No. 9 - produced a few slight impregnations of petroleum at a depth of 90 metres and a violent eruption of carbonic gas at 98 metres. This boring operation was stopped on 17th June 1926 at a depth of 149.50 metres and the bore-hole was filled in.

The traces of petroleum encountered were quite insignificant.

Operation No. 10 — produced not the slightest trace of petroleum and was stopped on 23rd June 1926 at a depth of 264 metres.

(Signed) Rodhain. 4th September 1926-

### *Annecy*

In the well-known newspaper, *Le Matin* of Paris on 5th January 1936, an article appeared stating that 'While prospectors are busy working, Abbe Mermet declared that there was no more petroleum there than there are cherry trees in the Sahara.

'At a distance of 20 kilometres from Annecy, not far from des Usses, there is a river, extraordinarily rich in fish, and near Frangy there is the small village of Chilly. For some months now this village has been the scene of great excitement for, in accordance with the belief of some geologists, orders had been given to carry out boring operations there with a view to exploiting petroleum which was thought to be present in large quantities.

'Drilling installations were put up some weeks ago, and the whole site teemed with busy workers. But while the local people believed in the actual presence of petroleum, Abbe Mermet, the well-known radiesthetist, affirmed that there was no more petroleum there than there are cherry trees in the Sahara.

## PRINCIPLES AND PRACTICE OF RADIESTHESIA

‘One thing at least is certain and that is that a great deal of capital has been invested in the enterprise.

‘Who was right? The engineer or the radiesthetist?

‘Facts soon gave the answer to this question.

‘At a depth of 223 metres, a fatty substance was found with a characteristic smell. Hopes were running high. Abbe Mermet was immediately contacted on the ‘phone by his friend, M Vial, chemist at Frangy. He said: “They cannot have found any petroleum at Chilly because there isn’t any there.”

‘Finally, the officials concerned at Strasburg had to admit that the Abbe was right. The fatty substance was not petroleum and the installation was demolished.

‘It should be noted that Abbe Mermet never even visited Chilly.’

### 4.GASES

#### *Romaneche-Thorins (Saone-et-Loire)*

On 10th March 1935 M Desnuelles of Romaneche-Thorins wrote to me saying that two days before, during the night, he and his family had been badly shaken by a great thunder clap although there was not a cloud to be seen in the sky. It was only the day after that they were able to see the effects of the thunder clap. Ceilings and walls were blackened, plaster had fallen, and a wall was cracked. Was it a bomb? or a shell?

As usual, when I know nothing about the region or the house, I asked that the plan should be sent to me, and having examined it, I was able to reassure M Desnuelles that it was nothing serious. In fact, it was an explosion of gas. A certain amount of gas had accumulated under his house for years, under an impermeable layer of clay. It eventually found an outlet possibly as a result of an imperceptible seismic shock, hence the explosion. I told M Desnuelles that he could now rest in peace. But if he wanted to prevent any future explosion I advised him to dig to a depth of 6 metres at the place indicated with a cross on the plan and he would find a calcareous fissure serving as an orifice for the gas. This orifice could then be



## EXAMPLES OF DISTANT PROSPECTION

fitted with a tube for the free escape of gas or it could be blocked with concrete to a depth of 1 or 2 metres, and there would be no further trouble.

At a depth of 6 metres this orifice was actually found and the gas was inflammable. My second suggestion was adopted in order to get rid of the smell of gas. More than a year has elapsed since then, and no noise or smell has been observed. M Desnuelles came to pay me a visit and thanked me for my advice.

### *Montagny (Vaud, Switzerland)*

A phenomenon of the same nature occurred in the small village of Montagny in 1934.

The schoolteacher informed me that from time to time in the class-room the inkstands were found to be cracked, sometimes on one side and sometimes on the other, and this always happened during the night and no-one ever noticed any noise, thunder, or anything else.

On the plan of the school which the schoolteacher sent me I indicated several fissures issuing like rays from the centre of a circumference. I told my correspondent that some gas had accumulated under the house and exploded from time to time, finding an outlet through one of the fissures. I advised him to block a certain place with concrete and the inkstands would no longer get cracked. This was duly done and there was no more trouble.

### *Will-o'-the-Wisp at Perrignier (Thonon, Haute-Savoie)*

Last April 1936 in the region between Perrignier and Drailant, people could see over a period of several weeks a succession of flames which appeared and disappeared just like some will-o'-the-wisp. This phenomenon greatly puzzled the local people.

A correspondent of the *Petit Dauphinois* had the idea of interviewing me, and I gave him the following explanation. 'Those glimmering lights emanated from sheets of petroleum at a depth of 4 to 6,000 metres. It is either a question of gas

## PRINCIPLES AND PRACTICE OF RADIESTHESIA

or of certain liquids driven back by the pressure of gases which infiltrate like water through rocks. But it would be useless to attempt to exploit any petroleum in the region of Savoie. "There is no more petroleum there than cherry-blossoms in the Sahara."

"The greatest boring depth I know of is in America which is about 2,500 metres below ground level, but on the average, it varies between 800 and 1,200 metres according to the origin and quality of the petroleum extracted. Therefore it is useless to hope for exploitation of petroleum in the region in question.'

The moral of all this is that if one allows oneself to be guided by the presence of gas, one may come across an unforeseen obstacle.

### *Subterranean Veins of Gas in Switzerland*

*Extract from Journal frangais de Geneve, 29th June 1936.* I wrote a letter to the above journal and certain passages of it called for special attention. With regard to the boring operations at Saint-Colombe I stated that 'I am not the only one to have indicated the presence of petroleum in that place. I was consulted for my advice and I approved and still approve of the boring operations in progress, being quite sure that there is some petroleum at Saint-Colombe. The hope of finding it there one day should not be given up for it is indeed greater than ever. Moreover, when I said that there was not more petroleum than cherry-blossoms in the Sahara I was not referring to the boring operations at Cuarny but to those at Chilly (Haute Savoie). And events proved that I was absolutely right as I was in my negative forecasts concerning the boring operations at Tuggen and Orbe.'

From the great deposits of petroleum in Rumania and Galicia a powerful column of gas escapes, running through Italy via Bari, Rome, Genoa and Turin. Reaching the Alps, it bifurcates into two branches going towards the Lake Lemman at a depth of about 800 metres. One of these branches goes by way of

## EXAMPLES OF DISTANT PROSPECTION

Lausanne, Romainmotier, etc., and the other by Montreux, Moudon, Estavayer, Boudry (Neuchatel) etc. Both end in the French Jura where their presence has often been observed and mistaken for liquid petroleum which resulted in many useless boring operations.

The branch running via Montreux, before arriving at Moudon has a ramification passing via Sottens and Bercher. The latter gives off a small branch like a discharge pipe ending at Cuamy where its orifice has been known for three centuries.

Despite the escape of columns of gas there are no indications that petroleum will be found at Cuamy.

It is perhaps the first time that I wish that my forecast will prove to be wrong for petroleum is a source of incalculable wealth in any region.

### 5. MINERALS AND HIDDEN TREASURE

#### *Gold*

M de C . . . at R . . . wrote to me requesting me to help him to find a gold ring in a steep and rocky place, and enclosing a photo of it.

I thought I had discovered it at the bottom of the photo but a first search in the place I indicated revealed nothing. Subsequently, M de C. wrote to me on the 26th October 1933 as follows:

I have much pleasure in informing you that I have found my ring quite near the place you had marked on the photo. A more careful examination of the photo I sent you showed that you had actually indicated the place where it was to be found but, as it was in the bottom of a fissure at a depth of 2.50 metres, and the photo having been taken exactly above it, the ring could not be found without a more thorough and deeper search. It is entirely due to your help that I have found my ring and I wish to thank you most sincerely. It had a sentimental value and I am glad to see another positive result to the credit of distant prospection.

*(Signed) A. de C.*

*Gold, Silver and Coal at Pornic (Loire-Injerieure)*

When in 1919 I wanted to inform my distinguished pupil, Abbe Racineux, that I had discovered a method of distant prospecting, I wrote to him asking him to send me a plan of his house and to mention what articles in gold and silver would be found in it the following Thursday, and also if there would be any coal.

On the stated day I made a distant prospecting and discovered gold, silver and coal wherever my friend had put them. With regard to the coal he was completely unaware of its presence. He wrote to me as follows:

My dear Colleague,

I was waiting for your answer with great impatience. I must frankly admit that I understand absolutely nothing about your new method of prospecting and I am too puzzled for words. How can you manage to determine in such a precise manner hidden objects, their number and place, the day and hour when the person concerned has put them away — and at a distance of 1,015- kilometres separating Pomic from Landeron? And yet, it is exactly what you have done. Abbe Louet, at Pomic, to whom I sent your first letter could not believe it. He said we were a couple of humbugs who must have made a pact with Satan! I hope you will not be offended by his remark. In any case, I am taking the liberty of showing him your letter in which you tell me about your experiment which is so conclusive. You have indeed achieved a complete success.

It was actually on the Thursday in question between 9.45 and 10 a.m. that I put away my money, a sum of 400 francs in silver coins, and you said approximately 375 francs, in a drawer of a table.

As for gold, I did not have any as you say. I gave it all for the purpose of National Defence, except a gold watch - a family souvenir — which was put in a drawer on the right-hand side, which you duly indicated.

#### EXAMPLES OF DISTANT PROSPECTION

But what surprised me most of all was the fact that you had detected some coal in the south-west part of my garden, and in my shed. I had quite forgotten that I still had since 1911, 28 to 30 kilos of coal, half buried, and under the branches of some trees. My surprise was still greater when you stated that I also had a very small quantity of coal in my shed where I actually have 12 to 15 kilos of charcoal.

Well, your new method of prospecting is indeed wonderful, being so exact.

As you cannot tell me all about it in a letter, I shall have to go and see you in Switzerland as I am very keen on learning your method thoroughly. Meanwhile, I am sending you these few lines and will write you again more fully when I have a few moments to spare.

(Signed) Abbe Racineux, Tronic. 12th May 1919.

#### *Hidden Treasure*

About two years ago I consulted you about making a search for gold on my property. You indicated a place where there was 400 francs in gold. And the place you had marked on the plan which I had sent you was exactly where my safe had been put containing 23 gold coins.

Having lost your address I could not let you know before now. I consider it my duty to thank you and tell you about the successful result of your distant prospection.

(Signed) Georges Otto,

Houjfalize, Belgium. 3th February 1934.

#### The Hertain 'Treasure'

Who has not heard of the famous Hertain Treasure on the Franco-Belgian Frontier?

The priest in charge of the orphanage at Arras, who strives hard without sufficient resources to look after a great number of orphans, had been indulging in wishful thinking, and according to him there was a great treasure amounting to a vast sum of money hidden underground at a depth of 13.50 metres.

As soon as I heard the rumour, and as the press had given it much publicity, I took a map and looked for Hertain. Then I wrote to the Association of Dowzers in Lille that there was nothing there except a column of water with an output of 200 litres a minute which, obstructed by a layer of marl, had to find an outlet elsewhere, and had eroded the ground a little in that place.

**It was found that I was perfectly right.**

*Note on ‘ Treasure Troves’*

For the sake of thoroughness, I ought to mention the many plans, maps and photos which I receive every day, requesting me to discover water, mineral ores, petroleum, etc. In the majority of cases I have had to reply briefly: ‘Non-existent’, ‘too little’, ‘too deep’, and so on.

And what is one to say about the alleged treasures which, according to old legends, exist in ancient castles, convents, churches or crypts. I have quite made up my mind on this point. In 999 cases out of 1,000 they are purely imaginary.

Sometimes I am told a grandfather, father or uncle, had money, for it was well known, but when he died nothing was found. Or, the deceased person who was rather a miser had always said: ‘You will have enough money when I die.’ But again nothing at all was found. The idea persists that money must be hidden somewhere. To all such people I can only say: ‘Are you quite sure that your dead relative had so much money?’ or ‘Are you certain that he did not pay his debts, which he did not want you to know about, before his death?’ or again ‘Did he not let you believe he had a fortune he did not really possess or that he had lost it ... in order to retain the respect of his family?’

*Note on Clairvoyants*

I am also frequently called upon to determine the place of a treasure whose existence has been revealed by a clairvoyant who said: ‘Do not sell your house for there is a treasure in it’,

#### EXAMPLES OF DISTANT PROSPECTION

even indicating, at least approximately, the sum which is always enormous.

Needless to say that 99 times out of 100 it is pure humbug.

But it would be unfair to deny absolutely the possibility of this kind of distant vision.

One day, a family in the Canton of Neuchatel requested me to come and confirm what a clairvoyant had told them. 'There is a place, the only one from which it is possible to see two windows of the hotel X (principal local hotel) and there some gold is hidden.' But these people had not been able to find that particular place. When I arrived in the locality, I made my usual survey of the horizon and I could feel at a distance of 300 metres a reef of gold directed towards a point situated at about 600 metres from the railway station, and where it took on an upward direction and had a greater breadth.

I followed up the track of this reef and at the end of it, at the distance of 600 metres mentioned before, it was surprising to see from there the two windows of the hotel in question which was the only place from which they could be seen. The clairvoyant woman had seen gold at such a particular point but she had mistaken a reef for a hidden treasure.

#### 6. A NORTH POLE TRAGEDY AND ABBE MERMET

The Nobile Expedition - The *Feuille d'Avis de Lausanne*, on 10th July 1928, published the following article under the above heading.

'Abbe Mermet of Saint-Prex wrote to the Bank of Italy in London on 5th June 1928, informing them that according to his method of distant prospection the Nobile Expedition must have been divided into two groups, which was confirmed on 12th June by Nobile's telegram.'

On 23rd June the *Journal de Genève* published a long article about this tragic expedition and concluded in the following words: 'As for the *Italia*, about which there is no news, the dirigible must be, judging by the direction of the fatal storm, to the east of Nobile's present position.'

'An interesting item of information, coming from the famous radiesthetist, Abbe Mermet, refers to two or three tons of scrap iron corresponding to the dirigible itself, and to at least three men in the longitude of 26 degrees east, and latitude of  $81^{\circ}40'$  degrees north. The violent storm would thus have grounded those who escaped in the opposite direction to that where they were expected to be found. This forecast should be verified as soon as possible.'

The *Tribune de Geneve*, of 7th August 1931, referring to the victims, in connection with the Count Zeppelin Polar Expedition, recalled the forecast mentioned above. 'On that occasion', it said, 'the indication came from us, and it was Abbe Mermet, the famous radiesthetist, whose integrity is unimpeachable, who had revealed important facts which were widely publicised at the time.'

'The Abbe indicated as many as five places, all in the Spitzberg area, where human beings would be found, either alive or dead. Thus, in the English Bay, to the south-west of the King's Bay, he found a dead body in a crevice at a depth of 9 metres. And also in Dickson's Bay, on a peninsula in an eastern direction. Furthermore, the Abbe discovered two men, one of whom was ill. A certain amount of metal, about 650 kilograms, should be found quite near them, he added.'

'Lastly, and indeed the coincidence seems significant, the Abbe could see men "with 2,500 kilograms of scrap iron" at a latitude of 80 degrees and a longitude of  $27^{\circ}$ - $30^{\circ}$  degrees. And the position indicated corresponds very nearly to the place where Nobile and his companions pitched their camp after the catastrophe. According to the Swedish aviator Lundborg, who rescued Nobile, the remains of the crashed dirigible were nearby. It seems clear that the incident was very disturbing and certainly called for a closer examination.'



## XIV EXPERIMENTS FOR BEGINNERS

### I. BY CONTACT

LET the operator place a silver object for example, on a stand, and put the index finger of his left hand on it. In his right hand, between the thumb and the index finger let him hold a watch suspended by its chain and adjust the length, that is to say the chain should be allowed to slip between the fingers until a certain length has been found giving the pendulum the most marked movement. It is important that the right arm should not be contracted and be free from any stiffness, the hand should be relaxed, holding the chain with the least possible pressure.

If the operator is gifted with a little sensitiveness, the pendulum (in this case the watch) will oscillate 6 times, sometimes in one direction and sometimes in the other, as 6 is the numerical figure of silver. If the same experiment is repeated with other metals, the operator will find, provided the pendulum fulfils the necessary conditions, that the figure of gold is

11, that of iron 4, copper 7, water 7, liquid petrol 22, coal 30. A variation of this experiment consists in putting the left hand open on one's back and letting someone place a gold, silver or copper coin in it. The series given by the pendulum will then enable the operator to know the nature of the metal.

### 2. WITHOUT CONTACT - BY MEANS OF

#### THE FUNDAMENTAL RAY

The silver object is placed on a stand but not touched with the left hand as before.

The fundamental radiesthetic ray of silver is directed towards the east, but it is short if the quantity of the metal is small. With the right hand, the pendulum should be moved all round the object but without touching it. To the east of the coin the pendulum begins to oscillate, giving the characteristic series of silver, 6.

## PRINCIPLES AND PRACTICE OF RADIESTHESIA

### 3. WITHOUT CONTACT - BY MEANS OF THE SOLAR RAY

A radiesthetic ray, that is to say a straight line along which the pendulum oscillates and rotates, always links up the sun with the object itself. The same applies to any artificial luminous source.

If a silver coin is placed on a stand and an electric lamp switched on, a ray travels between the lamp and the coin (in this case the position of the right foot is immaterial). When the pendulum, held in the right hand, is placed between the lamp and the coin, it will indicate the solar ray by giving the figure of silver 6. Two points of this ray will give its direction. The lamp should be put in a different place or another one switched on. A second direction will intersect the first at a certain point: the silver coin or object, even if hidden, is there.

### 4. WITHOUT CONTACT - BY MEANS OF THE CAPITAL RAY

A radiesthetic ray, which I call Capital Ray, always links up the object with the dowser's brain. It is the most mysterious ray of all, but also the most useful one, since it enables us to carry out distant prospection. It is picked up with the left hand held at the level of the eyes while turning the body slowly round until the pendulum begins to move, giving the figure of the object searched for.

For example, the operator is asked to leave the room (as in the case of a charade) where a silver coin is then hidden. On re-entering the room, the operator extends the left arm, turns his body slowly round until the pendulum held in the right hand gives the figure of silver. The direction of the left arm should be noted. The operator should then go to another part of the room where he will obtain a second direction whose intersection with the first will indicate the position of the object.

This procedure, which works quite well indoors, is equally useful on location to the limits of the visible horizon.

## EXPERIMENTS FOR BEGINNERS

### 5. PROSPECTION ON PHOTOGRAPHS

It must not be assumed that the following experiment is more difficult to carry out than the preceding ones.

Let us take some back numbers of an illustrated periodical such as *L'Illustration*. It will be easy to find photographs representing silver objects. Having found one, the operator should put the index finger of his left hand on it, or better still, the pointed end of a pencil or any other object forming an antenna, and held in the left hand. He will be surprised to see the pendulum, held in the right hand, giving the figure of silver.

Similarly with all other bodies, gold, bronze, petrol, as well as animals and human beings, whose photographs may be used for the purpose of this experiment. It is by no means impossible that the photographic negative, and its reproductions, have registered, in addition to luminous radiations, the invisible radiations which affect the pendulist.

### 6.

### PROSPECTION ON MAPS

As in the case of photographs and photographic reproductions the operator moves a finger of his left hand, or a pencil, slowly over the map while observing the indications of the pendulum, held in the right hand.

He should begin by verifying what the map indicates: rivers, springs, railway lines, mines, etc. The pendulum will give the figures of water 7, iron 4, coal 30, and so on. Then the operator should search for what the map does not indicate such as a river recently intercepted by a barrage; a new mine, a subterranean stream, a hidden treasure, etc. The pencil-antenna should then be put over the line indicating a busy road. When there is no traffic, the pendulum remains motionless, but whenever a car passes the point under observation, it gives the figure of iron. Thus it is possible while in Paris, to count the number of cars crossing the Mayence Bridge in the course of an hour.

The results of prospection on a map are somewhat perplexing. The map seems to play only an intermediary part,

## PRINCIPLES AND PRACTICE OF RADIESTHESIA

limiting the dowser's attention to the site under observation. In any case, the distance of the site, even if it were as far away as the antipodes, is no obstacle.

### 7. USEFUL EXPERIMENTS

If one happens to live in the Perigord region or that of Mont-Ventoux, one can search on the map, beforehand, and then on the site itself, for the location of a truffle ground. The witness method enables one, by cross-checking two directions, to find the location of a deposit of truffles which, as is well known, are grouped together like potatoes.

If one is a hunter, it is possible to trace a hare in his covert, a wounded partridge, or a dog running after a wild boar. Using the pendulum on a map, a Custom-House Officer can follow the track of smugglers. The owner of a stolen car can trace the garage where it has been taken.

In countries where children are kidnapped for the purpose of getting a ransom, dowsers could organise information centres and co-operate with the police, and there would be no need for them to fear any unemployment.

## *Part IV: Radiations of Living Beings*

### XV PENDULAR DIAGNOSIS

#### I. ORIGIN

IN 1905-6 it occurred to me one day that as it was possible to study the surface of the earth as well as inanimate objects with the pendulum, it should also be possible to study phenomena in living beings. Veins and arteries could be likened to subterranean streams. Bones, flesh and nerves could be imagined as having certain analogies with various underground strata. This idea set me working and observing the radiations of the human body and its organs.

I soon found out that organs affected by disease did not give the same figure of radiation as healthy organs. I had made a discovery. I had invented the method of 'pendular diagnosis'. And ever since then, in clinics and infirmaries, and chiefly in the course of my ministry to the sick in my parish, I was able to establish certain rules, based on a great number of observations, which laid the foundations for making a radiesthetic diagnosis.

I lost no time in communicating my observations to doctors, veterinary surgeons and herbalists, who took up the practice of radiesthesia with successful results.

As far back as 1910, I received a short note from Abbe Kunzle who was then parish priest at Zizers, Grisons (Switzerland), saying: 'I must thank you for having taught me the use of the pendulum for diagnosing diseases. I have found it to be the most reliable means for that purpose. Again thanking you most cordially. (Signed) John Kunzle.'

<sup>^</sup>Abbe Kunzle was a legendary figure on the Continent as a healer some fifty years ago. He learnt the art of pendular diagnosis from Abbe Mermet in connection with his own special herbal treatment with which he obtained a great number of remarkable cures. In 1918, after the war, when the pandemic of influenza swept through Europe, there was not a single victim in his own parish. (Trans.)

## PRINCIPLES AND PRACTICE OF RADIESTHESIA

### 2.MAIN FEATURES

Let us now give a brief summary of the main features typical of biological Radiesthesia.

A. First of all, let us recall that each species of living beings is characterised by a numerical figure and a direction of rotation which are specific. It is now necessary to specify more fully and to show that in any given case of a living being, the pendulum can furnish certain indications with a high degree of precision.

B. Each of the great systems in the human body: osseous, muscular, nervous, circulatory, etc., possesses a special numerical figure.

Osseous system	9
Muscular system	11
Circulatory system	15
Nervous system	11.5

The same applies to the principal organs:

Brain	20
Heart	12
Lung	10
Stomach	7
Liver	11
Kidney	14

These figures do not vary, either with the individual or with the state of health or sickness.

C. Furthermore, each of the systems or organs mentioned above gives another numerical figure which varies from 10 to 0, according to the state of health or the extent of the disease affecting it.

For example: Stomach in good health: 10

Stomach affected by disease: 1, 2, 3, 4, etc.

D. All microbic diseases have a figure which is the characteristic figure of the causative microbe.

## PENDULAR DIAGNOSIS

Here are a few examples:

Staphylococcus (pus)	24
Pneumococcus (pneumonia)	28
Bacillus of Tuberculosis	35.5
Streptococcus (erysipelas)	40
Bacillus of Typhoid	50
Microbe of Syphilis	55
Bacillus coli (Intestinal tract)	60
Bacillus of Cholera	70

E. There are some diseases which, at the present time, are not regarded as being due to microbes but which, nevertheless, give a special figure.

For example: Cancer	40-42
Inflammation of tissues	60
Paralysis	19
etc.	

F. If one has to examine a subject, human or animal, the following questions arise:

1. Is any organ affected by disease?
2. If so, which one?
3. Which part of the organ, and if possible, where is the precise seat of the trouble?
4. What is the nature of the disease?
5. To what extent has it progressed?

G. We will now proceed to show how these questions should be dealt with.

1. The first step consists in finding out the personal radiations of the subject; then the pendulum is held all over the body at a distance of 15-20 cm., which is a good distance to pick up individual radiations. If the pendulum is held over a diseased organ it is repelled and drawn away from the body while tracing in the air, in a vertical plane, a loop which ends up on the spot affected by disease, and the more an organ is diseased, the larger this loop becomes.

The modifications of the movements of the pendulum thus justify the theory that the 'radiations of a diseased organ are not the same as those of a healthy organ'.

2. The diseased organ is the one found exactly at the level where the pendulum traces the loop.

3. To localise the area affected by disease, one must know its projection on the surface and its depth in the tissues. With a finger of the left hand, a pencil, or some other pointed object, forming an antenna held over the patient's clothes, without even touching them one searches for the affected part of the body, noting at which particular spot the pendulum reacts. The depth is obtained in the same way as in the case of a subterranean body, but here the standardisation of the pendulum must be made in centimetres and millimetres.

4. The nature of the disease is indicated by its characteristic figure given by the pendulum.

5. The extent of the disease is also indicated by an objective figure. A healthy organ is registered by the figure 10 while a diseased organ shows a different figure, generally lower. The more an organ is diseased the nearer its figure is to 0. But there are certain exceptions. In the case of excitement, the figure rises, for a person temporarily tired, to 30-50. Higher figures indicate grave neurosis.

H. As the pendulum gives, for the same organism, figures varying greatly according to the individual, sex, organs, diseases, etc., how is one to know what the numerical figure obtained corresponds to?

This involves subtle distinctions requiring all the talent and experience of a competent practitioner. It is certain that a beginner will be confused by all those indications and that he will blame the pendulum and Radiesthesia in general. But in the case of a competent radiesthetist he obtains the figure corresponding to the question on which he has concentrated his attention, and has unconsciously adapted his receptive apparatus accordingly. It is rather like hearing, in the course of a noisy conversation, a voice which one finds to be attrac-



## PENDULAR DIAGNOSIS

*tive, and in a concert the instrument that one likes best. It is a general law: selection by means of concentration.*

*Many doctors have told me that one of the reasons why they cannot always make a definite diagnosis is due to the fact that certain diseases sometimes show the symptoms of other diseases. Thus tuberculosis may 'imitate' pleurisy; syphilis may simulate paralysis, epilepsy, meningitis, and so on. But thanks to the specific radiations of each disease, it is easy for a doctor, knowing how to use the pendulum, to discern the real cause. All that is required is to note the figures obtained on the patient and compare them with those characteristic of microbes. For example: tuberculosis, 35.5; syphilis, 55.*

*Errors in diagnosis are all the more understandable owing to the fact that pain is often felt at a different place from that where the disease is actually located. An observant mother knows quite well that if her child complains of itching in the nose, there is reason to suspect the presence of intestinal worms. Violent headaches may be due to indigestion. In such cases, the doctor-radiesthetist can easily connect cause and effect. He holds his pendulum over the painful part of the body, picking up the radiations of the disease and tracing them to the real cause. The same method applies to two organs which are contiguous. It enables one to discern the organ that is affected. Thus the liver and the gall-bladder are likely to cause confusion.*

*In the case of cancer, when a surgical operation must be performed, it is extremely important to know exactly the full extent of the malignant growth, otherwise a new growth may recur out of the roots of the primary growth. The pendulum indicates exactly the parts of the body that are affected by what is known in medical parlance as 'metastases', that is to say secondary deposits from the primary growth.*

### 3. CASES OF PENDULAR DIAGNOSIS

*Experiments carried out with the sole object of obtaining documentary evidence, on animals and human beings, have*

resulted in confirming conclusively the principles laid down in the foregoing pages.

I have a great number of testimonies from doctors congratulating me on having been able to indicate with my pendulum, with great accuracy, on the photographs of patients, the nature of certain particular diseases and their localisation.

I may be allowed to give an extract from a monograph entitled *Pages de Gloire*, written by a lawyer, M Dessart, in Liege, in 1926.

Abbe Mermet holds the pendulum in his right hand and moves it along all over the body, a few inches above it. We have seen him in action at the Institute for Cancer in Louvain, in the presence of three doctors. After having examined ten patients in bed, completely covered up to the chin, and consequently giving no clue as to the localisation of the tumour, and who had been instructed not to say anything to him, he was able, in eight cases, to indicate exactly the part of the body affected by the dreaded disease. Two other cases remained doubtful for the Abbe indicated the primary focus of the tumour which, according to him, was in the stomach while the doctors knew only the secondary manifestation of it which was in the throat.

In any case, it is clear that such experiments give most valuable information to medical men and they may ultimately result in confirming the theories first put forward by the late Dr Abrams in America.

*Case of an Infant, aged 9 months*

I was consulted one day by a doctor whose own child was apparently dying and not responding to any treatment.

I immediately located the trouble in the region of the liver. With the pendulum I established the fact that the infant's stomach could only tolerate milk provided it was diluted with water, and the little patient made a rapid recovery.

Since then, the doctor who, like so many of his colleagues

had ridiculed dowsers, now firmly believes in the pendulum as a valuable diagnostic instrument.

## *Veterinary Cases*

M Graf, inspector of forests in Morges, had asked me to search for water on a farm which he had bought at Fontaines-les-Dijon (Cote d'Or). Having done so, I was shown over the byre. And after having examined his cows with my pendulum I pointed out to him that two of them were tuberculous. He was painfully surprised but a few months later he wrote me a letter thanking me for having found a spring on his farm and congratulating me on having made a correct diagnosis in his byre. The two cows in question were slaughtered and found to be tuberculous.

A veterinary surgeon, M C. Favre, practising in Sion (Switzerland) wrote to me as follows: 'Since you were good enough to initiate me into the method of pendular diagnosis on animals, I have cured more sick beasts during the last six months than in the last ten years of my veterinary career.'

In conclusion it would seem desirable to regard the pendulum as a useful instrument for medical purposes, intended to clear up certain points which not infrequently remain obscure. The pendulum can in fact detect microbes as soon as they are present, either in the latent state (hereditary disease) or at the onset of infection before the patient is aware of it and consults his doctor. It is then an easier task to combat any microbic infection. Indeed, it would be advisable for a man in good health to have a periodic pendular examination, say every three months, made by his own doctor. If there is anything suspicious, the pendulum will detect it.

## *Cases of Missing Organs*

Not only can the pendulum detect diseased organs but it can also indicate a missing organ, normally present in the body. The following cases are worthy of notice.

*Aux Ecoutes*, 16th September 1933. The fame of Abbe Mermet had become known to M Thebault, mayor and

member of Parliament for Janze. He requested the Abbe to visit the locality with a view to finding some drinking water for the inhabitants. When the Abbe arrived at Janze, he found -the mayor was unwell and complaining of abdominal pain. Having heard of the Abbe's method of pendular diagnosis, he asked him whether his trouble was due to appendicitis. The Abbe took out his pendulum and let it swing over the patient's abdomen. Then he announced: 'You have no appendix!' 'That's quite right,' replied the mayor, 'I had it out in 1927.' Everyone was astonished at the Abbe's powers of 'divination'.

A doctor, practising at Moirans (Jura) was a confirmed sceptic about everything connected with Radiesthesia, especially pendular diagnosis.

The mayor of the locality invited the Abbe to meet the doctor, with a view to putting them both to the test. In a tone of courteous irony, the doctor said he had heard that the Abbe was doing wonderful work, including even pendular diagnosis. The Abbe replied that he was only making experiments for his own instruction and that of others, including doctors. 'Ah,' said the doctor, with a mocking air, 'you now have an opportunity of making a pendular diagnosis on myself.' The Abbe found that the doctor was in excellent health with no diseased organ. But the doctor, determined to trip him up, enquired whether he had not an excess or a deficiency of something or other in his body. To this the Abbe remarked that there was something missing - his appendix. The doctor had to admit that the Abbe was quite right for he had it removed a few months ago.

They shook hands and the doctor became a convert to Radiesthesia, and pendular diagnosis.

#### 4. THE GROWING USE OF MEDICAL RADIESTHESIA

It is gratifying to record the fact that since the first edition the present work was published, great progress has been

## PENDULAR DIAGNOSIS

made in the domain of medical Radiesthesia. On 26th February 1935 in Paris, at a meeting of the Association of the Friends of Radiesthesia, a medical section was formed consisting of over 40 eminent medical men, a number of chemists, and three radiesthetists.

These investigators resolved to use the pendulum for diagnostic and therapeutic purposes, either in the presence of the patient, or even in his absence, when a photograph, or simply a drop of blood, urine, or any object worn by him (tie, handkerchief, etc.) would be sufficient for the purpose of investigations. I am informed that the number of doctors using the pendulum is constantly increasing. There are already hundreds of them in France and on the Continent.

## XVI HARMFUL RADIATIONS

### I. AN IMPORTANT APPLICATION OF RADIESTHESIA TO MEDICINE

ONE of the most useful applications of radiesthesia to Medicine lies in the fact that it enables one to detect various diseases such as tuberculosis, cancer, etc., many months or even years before the usual medical diagnosis can reveal the symptoms, while they are developing or existing in a latent state. The doctor with the aid of the pendulum, can thus prevent such affections which is easier than curing them.

Radiesthesia also gives the highly valuable possibility of determining the cause of certain diseases affecting a great number of people when doctors have no knowledge of their fundamental nature. This category of patients consists of people who consult one doctor after another, take various remedies or undergo many kinds of treatment without ever obtaining a cure or even any permanent improvement. Such patients are nearly always persons *exposed daily to harmful radiations emanating from the subsoil* and they constitute, in my experience, about 20 per cent of the patients who consult doctors.

These harmful subterranean radiations are transmitted from floor to floor in any house situated above them. One may be exposed to them in a workshop, a factory, an office, as well as in a flat on the tenth floor of a building. It is in a bedroom that their presence is the most harmful for, in such a case, the affected individual is not only subjected to the bad effects of such radiations but is also deprived of sound and regenerating sleep. Impaired health results in consequence and the affected person suffers from various ailments which neither he nor the doctor can account for. More often than not, owing to lack of resistance, due to progressive weakness, such an individual contracts a serious disease with fatal consequences. This may attack any part of the body and it is undeniable that cancer and tuberculosis find in such persons a suitable soil for their

## HARMFUL RADIATIONS

development. But let us make it clear that without a radiesthetic examination there is no means of discovering these harmful radiations, hence the absolute necessity for a doctor to have recourse to a competent radiesthetist.

There is nothing easier for an experienced radiesthetist than to detect the presence of these harmful radiations. Personally, with my pendulum, I can easily detect their existence not only by examining the person exposed to them but also by means of a photo or a letter written by him while a photo of the house inhabited by the patient enables me to make the same observation.

It is, however, much better, for the purpose of this examination, to have a detailed plan of the house or flat in which the person lives, for, on this plan, one can easily determine and define the zones exposed to harmful radiations. Often it is sufficient to displace the bed or modify the disposition of rooms to free the patient from the action of these harmful radiations.

Anyone whose health is below par without any apparent reason should have his house or flat examined, or the plan of it, by a competent radiesthetist. And also, any landlord before deciding to build a house on a certain site, should satisfy himself, by means of a radiesthetic examination, that the ground on which he intends to build it is free from harmful radiations.

There are several kinds of apparatus giving more or less satisfactory results, designed to neutralise harmful subterranean radiations. It is, however, preferable, whenever possible, to avoid living, and especially sleeping in places exposed to these radiations rather than have recourse to an apparatus.

### 2. AN EXAMPLE

By way of giving conclusive evidence in support of this theory I will mention only one example which is very typical and convincing and it concerns the case of a leading Paris physician. This doctor wrote me the following letter, dated 29th August 1934:

M

Since October 1930 I have been occupying a flat on the second floor of a house indicated on the photo and plan enclosed, all the rooms facing X street. This flat is used only for professional purposes and I neither take my meals nor sleep in it. I succeeded three doctors who all died in the course of the past 15 years. One of them and his w'ife had mental trouble; another suffered from exhaustion without any known cause and the other had a heart affection.

Since I took over these rooms I have noticed a progressive weakening of my physical state and of my intellectual activities; in fact, the exhaustion is such that at times it seems that I am liable to be the victim of the slightest ailment, emotional upsets, irritability without cause, excessive sensibility beyond my control; also palpitations of the heart forcing me to put my hand on it; giddiness, sensation of general congestion. All these symptoms are accentuated in dry and sunny weather.

I began to see in my own person the various symptoms which, at their worst, had ended the lives of my predecessors. I also noticed that several tenants were suffering from various diseases having certain common characteristics, all of a congestive nature, affecting in some cases the biliary tract and in others the urinary organs but always with marked repercussions on the general state.

Having eliminated all possible causes: lack of fresh air, fatigue, unwholesome regime, etc., I came to the conclusion that there must be some harmful radiations. I am extremely weak physically, and my intellectual activities are impaired. I am convinced that my three predecessors all died of the effects of these radiations. I also lost a dog without any apparent cause. I am therefore writing to you for expert advice in this matter as I cannot go on living in this way.



## HARMFUL RADIATIONS

I duly examined the photo and the plan sent me by this doctor and the result was that his suppositions were well founded. The flat in question was, in fact, exposed almost entirely to strong harmful radiations.

### 3. CAUSES OF HARMFUL RADIATIONS

It is in fact well known that certain houses and streets are unhealthy. People living in them feel worse there than elsewhere. Sometimes, stagnant water is responsible for humidity and causes rheumatic affections. But the cause of the trouble may be due to the presence of a certain kind of subterranean water. I must stress that it is only a 'certain kind' for all kinds of running water are not dangerous. Some give off only the normal radiations of water but others seem 'charged' with harmful emanations which give rise, or predispose people, to cancer and many other diseases, directly or indirectly, owing to lack of sleep.

The pendulum enables us to detect such radiations, after having been standardised over streams of water known to be harmless. The pendulum also indicates the possible cause of the difference between wholesome and unwholesome water. From a radiesthetic point of view wholesome water flows through homogeneous strata whereas unwholesome water flows through two different strata, for example, marl or clay, and limestone or slate; it seems as if certain electrolytic effects are produced.

If such water comes into contact with harmful mineral ores containing lead or mercury, it becomes charged with emanations capable of causing various diseases in houses situated over it.

To detect such water, it is necessary to consult a competent radiesthetist, not forgetting that it is possible for him to make a distant prospection, by means of a plan of the house drawn in the horizontal plane (not vertical). A plan is indispensable for indicating the exact place where a neutralising apparatus should be put. But simply for finding out whether or not a

house is exposed to harmful radiations, an elevation or a photo of the house is sufficient.

Dangerous radiations can be detected on people living in exposed houses as well as on their photos.

The solution of this problem is to get rid of any stagnant water, and if possible to divert subterranean streams. Beds, and seats used for working should be displaced. But this is not always possible, either because there is not enough room for the necessary displacement or because the harmful radiations permeate the whole premises.

## XVII SELECTION OF SUITABLE REMEDIES

THE pendulum, which reacts in a certain way to radiations emitted by any given body, reacts differently when placed between two bodies which are not similar in composition. This is a well-established fact and it may be assumed that there is some kind of concordance or discordance between the undulatory periods of these bodies.

Observation shows that certain movements are manifested when the two bodies in question are useful, neutral or harmful to the human body.

For instance, let us take a small quantity of a substance used as a remedy, say for the heart, and place it just in front of that organ while the pendulum is held between the two.

If the substance is suitable, the pendulum oscillates more or less markedly, from one to the other. If the substance is a particularly suitable one, the pendulum rotates in a clockwise direction; if it is neutral, the pendulum remains motionless; and if it is unsuitable, the pendulum rotates in an anti-clockwise direction.

Anyone can make this experiment by holding, say a cigar, a flagon of alcohol or tincture of iodine, etc., at the level of the throat, stomach, lungs, heart, etc. The same substance may be good for a certain organ and harmful for another. Such an indication of concordance, or otherwise, may well acquire an important significance in the future from a medical point of view.

Up till now such a method of investigation has been confined to cancer. Out of over a hundred plants which I examined I have been able to indicate with the pendulum a certain number which are distinctly suitable for treatment. I know several doctors who use the juice of such plants in the treatment of cancer and who have obtained some remarkable cures.

## XVIII RADIESTHETIC CHARACTERISTICS OF MAN

### I. SERIAL NUMBERS AND ROTATIONAL DIRECTIONS

**W**ITHOUT going into a detailed study of organs, which will be discussed further on, let us mention the following facts.

A. The pendulum indicates that man gives an impersonal numerical figure, independently of the individual, his race (white, black, yellow or red), and whether alive or dead. An Egyptian mummy, a prehistoric skull, give the same number of oscillations and rotations as a living person. The figure is 19. The figure for a horse is 18.

B. Sex is indicated as follows :

Man: 12 oscillations followed by 12 rotations in a clock-wise direction.

Woman: 6 rotations in an anti-clockwise direction followed by 6 oscillations.

C. Every individual possesses a 'personal numerical figure', characteristic of his own radiations, which varies slightly with the successive phases of life. It is first manifested feebly in infancy, gradually increasing and reaching a high point at puberty, finally reaching a maximum, and then decreasing in the course of advancing years.

A few examples are given below:

Man	65 years - Personal figure 23			
„	58	„	„	24
„	36	„	„	21
Adolescent	16	„	„	15
Woman	48	„	„	20
Girl	14	„	„	14

## RADIESTHETIC CHARACTERISTICS OF MAN

### 2. REMANENT RADIATIONS

The personal figure can be detected for an appreciable period of time on the objects or articles worn by an individual, such as clothes, gloves, handkerchiefs, etc. In a letter, it is not the handwriting which enables one to identify a person but the paper which retains his radiations, provided it has not been touched by other persons. A dead body gives a specific figure:

19. Does it retain the figure and direction of rotation of sex? — Yes. Does it retain its personal figure? — Yes.

In a dead body (as in a living one) one can detect the defects and the characteristics that were peculiar to the living individual.

Thus the pendulum is a useful instrument for identification purposes. In forensic medicine, physics and chemistry can only indicate that a certain drop of blood is human blood but not that the blood comes from any particular person. The pendulum can indicate both for it detects the radiations of any particular individual in the drop of blood under examination. If this blood does not belong to the victim, the chances are that it belongs to the murderer.

As regards prehistoric bones, when one does not know to which species they belong, the pendulum could perhaps be used but rather cautiously.

An anonymous letter, a forged signature, whether in a will or on a painting, can also be subjected to pendular analysis.

*Note* - It is interesting to note that the same indications, to a certain extent, are valid for the vegetable kingdom. If a shrub or plant is burnt, the ashes will give the same radiations as the living plants themselves: the inorganic constituents remain and only the organic parts disappear.

## XIX MEASURING THE POWER OF INTELLECTUAL FACULTIES

### I. THE POSSIBILITIES

IS it possible, by means of the pendulum, to have an approximate idea of the power of the higher faculties in a human being?

It would not seem to be impossible, a priori, for these faculties, although of an immaterial nature, manifest themselves only through the medium of the brain, and consequently the physiological state of the brain must influence their functions.

In any case, it is an experimental fact that the pendulum gives certain numerical figures and that these figures correspond pretty well to what one knows already about certain individuals. (See Table below.)

These figures never vary, whether they are obtained from the individual himself, his photograph or some adequate reproduction.

One day, in a college, the headmaster held a march-past of students before me, all unknown to me, and asked me to 'classify' them with the pendulum. The results obtained by this procedure corresponded exactly with the judgment of the professors. Two of the students were at the bottom of the class. I said that one of them was stupid, and he was sent away. The other, though lazy, was very intelligent. He was admonished and became an excellent student.

The practical importance of such an examination might be considerable. Before embarking on a long course of studies in mathematics, history, music, painting, etc., it is of the utmost importance to know if the student is suitably gifted, so as to save him from the possibility of wasting the best years of his life and the bitterness afflicting those whose efforts have been misdirected.

# MEASURING THE POWER OF INTELLECTUAL FACULTIES

## 2. TABLE OF HIGHER FACULTIES OF SOME GREAT MUSICIANS

(Figures in brackets are those for the average man)

	<i>Memory</i>	<i>Imagination</i>	<i>Intelligence</i>	<i>Judgment</i>	<i>Will power</i>	<i>Musical gift</i>
Average	(30)	(80)	(38)	(40)	(40)	(100)
Wagner	50	150	44	42	60	700
Beethoven	50	280	43	45	60	850
Chopin	80	850	44	49	65	1050
Mozart	80	900	41	44	70	1050
Paderewski	60	500	45	50	50	1200
Gounod	100	300	43	49	48	600
Berlioz	60	500	40	44	45	650
Johann Sebastian Bach	200	800	45	48	80	1250
Verdi	250	800	41	42	38	650
Rossini	150	350	40	42	43	500
Palestrina	200	400	43	41	50	900
Tchaikovsky	300	800	46	44	50	1200
César Franck	150	500	49	44	57	600

It should be noted that the above figures were obtained from pictures representing these masters, quite irrespective of the knowledge of their fame, for in the case of Tchaikovsky, even his name was unknown to me.<sup>1</sup>

<sup>1</sup>Those who have a knowledge of music will be interested to see that Bach tops the list with a figure of 1250 for his musical gift. This is a wonderful triumph for Radies-thesia for Bach is universally acclaimed as a supreme master among masters. Then Tchaikovsky follows as a close second. His range of melodious composition was indeed marvellous, greater in fact than that of Beethoven. And Mozart, a paragon of musical genius, is also singled out by the pendulum as one of the greatest of all com-  
posers. (Trans.)

## *Part V: Telediagnosis or Distant Biological Detection*

### XX TELEDIAGNOSIS

#### I. PRINCIPLES

ALL that has been said in the foregoing pages concerns living beings actually 'present', but now we have a new fact emerging out of practical experience and confronting us with a resultant shock to our usual mode of thinking.

Just as in the prospection for mineral ores it was of little importance whether the area under observation was under our feet, or far distant, but represented by a map, photo, plan or drawing, so the same applies for the indications of the pendulum on a living being, whether present in person or represented by a photo, picture, drawing or object having been used by him and having retained his radiations.

In the case of a handwritten letter it is important not to confuse radiesthesia with graphology. It is not the handwriting which is the significant factor but the sheet of paper itself, handled or crumpled and retaining the radiations of the person who wrote the letter, provided that it has not been touched by anyone else.

As regards a photo, we submit the following theory which seems to us to be reasonable. It is the visible luminous radiations which have 'engraved' the image on the plate and on the paper as well. It would not be surprising if the invisible radiesthetic radiations were merged with them on the photo where the eyes can only perceive visible radiations. Furthermore, it seems necessary to admit that our receptive apparatus, 'tuned in' as it were and directed by the representation of the object, receives directly from the distant object itself a capital ray.

When a photo is examined we want to know whether the



## TELEDIAGNOSIS

pendulum indicates the actual state of the person or his state at the time when the photo was taken. In point of fact the pendulum indicates the state of the person at the very moment when the camera registered the photo. Moreover, taking this as a basis for further investigation, it is possible to detect the *present* state of health of the person, for example, whether well or ill, living or dead.

Whatever importance is attached to theories, they must not be allowed to let us forget facts. For many years now a significant fact has been established and that is that radiesthetic detection by means of photos can be effected and many experimenters have done so with complete success.

I have sometimes been asked if a horse is likely to win a certain race. The pendulum can indicate the state of physical vigour of horses but it is evident that it cannot predict the future.

### 2. CASES OF DIAGNOSIS BY MEANS OF PHOTOGRAPHS

It is extraordinary that you are able to detect certain organic diseases by means of photographs. In one of the photos where you had diagnosed '8 cavities' it was indeed a case of multiple pulmonary cavities of a non-tuberculous nature, as you had definitely stated.

*(Signed) Dr Stephani, Montana (Switzerland).*

*12th December 1927.*

I duly received your reply as well as the photograph I had sent you as a guide for detecting my gold-stopped teeth. The place you indicated was quite right. I have two teeth, both gold-stopped, next to the canine tooth on the left side, and only there.

I must thank you for your kind reply and I assure you that I will not fail to show this proof of your science of Radiesthesia whenever the opportunity occurs.

*(Signed) Albert Guillaume, Nimes (France).*

*18th May 1932.*

## PRINCIPLES AND PRACTICE OF RADIESTHESIA

Your ability to find water and to make a distant diagnosis is really astonishing.

May I ask you, just to confound the critics, to indicate on the enclosed document how many scars I have, and also where, and how many teeth?

*(Signed) R. Chauvet, Engineer, Morges (Switzerland).*

*19th February 1932.*

I want to thank you and congratulate you most warmly. The indications you gave are absolutely correct. I have three scars which you indicated exactly. And as for teeth, I have lost three on each side as stated.

Again thanking you, etc.

R.C.

### 3. A CASE OF DIAGNOSIS BY MEANS OF SIGNATURE

A friendly mayor, M Veron, of La Combe, had got in touch with me about finding some water for his locality of Saint-Didier-en-Velay. But after a short time our correspondence suddenly came to an end. Why did he stop writing to me? Had the idea been given up? At last, an explanation came. He had been laid up. Wishing to make sure that it was not a diplomatic excuse, I wrote to the mayor telling him that he should look after himself for, judging by his signature, he had been suffering from an affection which I clearly indicated to him and from which he had not yet recovered. I also advised him to mention certain details to the doctor who was treating him. Incidentally, this doctor happened to be very sceptical about anything connected with Radiesthesia, and particularly pendular diagnosis.

When the doctor came to see him again, the mayor showed him my letter which he read with some indignation. 'You have no confidence in me, then', he said, 'since you have decided to consult a dowsing quack.' The mayor protested that he had not consulted me but only told me that he had not been feeling too well and therefore had not been able to write as

## TELEDIAGNOSIS

usual, adding that the last letter he had sent me had been typed and all I had from his own hand was his signature.

A few days later, the doctor himself paid me a visit at Jussy and admitted having been dumbfounded by the case of the mayor at Saint-Didier. He asked me if I would be willing to carry out an experiment in his presence. He wanted to know what I thought about the state of health of a young man whose photograph he showed me and who was closely connected with his family.

I made an examination on the photograph of the whole body of the young man in question, pointing out the weak spots, and when it was over (after about two minutes) the doctor said frankly: 'I would not have believed it possible but I do now for I can't ignore facts. Everything you have told me is absolutely correct. You have even pointed out two things to which I had not paid much attention, but which I know to be perfectly true.'

A few days later, his sister-in-law called on me with a letter from him asking me to make a pendular diagnosis in the hope of detecting the cause of a complaint which ordinary methods of diagnosis had failed to trace. This was duly done.

I have in my possession a large file of testimonials from doctors admitting the accuracy of my diagnosis in cases they had sent me for examination.

### 4. CASES OF DISTANT DIAGNOSIS WITHOUT ANY MATERIAL CONTACT

*Stockholm.* One day, in November 1934, a humorous colleague, Abbe Stuckelberger, came to see me and asked me if I had any news about his niece. (I learnt later that he wanted to put me to the test.) I enquired if he had a photograph, a letter or anything that his niece had worn or touched. He said he had not. I then informed him I could not tell him anything as I was not a clairvoyant. 'Ah,' he replied, 'but according to you, distance is of no account in radiesthetic detection, and also you have a physical thing you can use as a starting point —

my brain. Try and get into contact with my niece through my brain!'

I was taken aback by this strange request but I asked him to close his eyes and concentrate his attention on his niece.

A minute later I told him that his niece was at a distance of about 1,600 kilometres to the North of Geneva, and was sitting, at that moment, and that she was suffering from heart trouble.

All these details proved to be correct. The niece was in Stockholm (which is about 1,600 kilometres from Geneva); she was suffering from heart trouble, and at the time, 3.30 p.m., she was sitting and knitting.

*Poitiers, Nantes.* A journalist in Poitiers, to whom I told the above story, asked me if I could tell him where his father was and what he was doing at that moment. I informed him that his father was at a distance of about 320 metres from where we were, in a direction I indicated with my hand, and that he was lying down with his head pointing to the East, suffering from rheumatism.

The journalist admitted in the presence of three local councillors that all these details were absolutely correct.

In the same way as in the case of my colleague's niece, I asked the journalist to concentrate his attention on his father.

Another journalist had a similar experience a few days later when he came to see me.

Needless to say that these two sceptics were thoroughly convinced.

*Jussj.* One day, one of my parishioners called on me in a state of great distress. She wanted me to tell her where her husband was and whether he was well or not. He had been away three days working in his own part of the country and his return was overdue. As he was not in the best of health his wife feared that something serious had happened to him. I asked her to concentrate hard on her husband. I was able to reassure her at once and tell her that her husband was at Ballaisson, working

near a house, and that there was no reason to worry about his health. The same evening, this woman came back smiling and told me her husband had just returned home, and that at the time she was visiting me he was actually working in his garden near the house.

What is the explanation? As the science of psychology is still in its infancy, one can only put forward certain hypotheses. But it would seem that one is not far from the truth in accepting the following hypotheses.

Thought is indeed an act of pure intelligence; but the brain is the 'instrumental condition' of thought, and thought cannot be elaborated unless the cerebral cells enter into a state of vibration. Now it is precisely the waves emitted by these vibrations that the pendulum detects, and that it follows, so to speak, to the end of the thread - that is to say, to the end of the wave. Just as it is possible to detect at a distance a mass of gold, coal, or a water stream, together with the particular conditions accompanying them, because the waves emanating from them establish a contact between the material mass and the brain, so, it would seem, a living being (as well as an inanimate object) reveals himself to the investigator's brain through the waves emitted by his organism, and quite irrespective of distance.

In Geneva we can hear an orchestra playing in Paris, just as well as if it were playing in front of us.

Thus the process of 'thought-reading', which has long been regarded as a dangerous and mysterious occult phenomenon, is nothing but a physical and natural function of the human brain when it manifests itself under the conditions we have indicated.

On a certain occasion, I asked a colleague of mine to think of one of five things which I mentioned to him (I said five to facilitate the work). They were: gold, silver, coal, copper and potatoes.

Holding my pendulum over his head to pick up the cerebral wave needed in this experiment, I was able to tell him that

he was thinking about some copper at a distance of about 200 metres away and in a certain direction which I indicated, pointing towards his own church. He replied: 'Yes, indeed, I was thinking of my copper candelabra on the altar of my church' (which was situated at a distance of 200 metres from where we were).

#### 5. REMEDIES ARE EVERYWHERE WITHIN OUR REACH

Out of all the knowledge we have acquired through Radiesthesia we wish to draw attention, in passing, to the following fact: a remedy may be found quite near the sufferer. If suffering came into the world, with sin, God, in His mercy, has ordained that, on the physical plane, as on the supernatural plane, a remedy should be placed quite near the sufferer.<sup>1</sup> One example out of a hundred may be given.

I was walking across the countryside one day when a doctor who was with me complained of a certain malaise and deplored our being so far away from any chemist. I told him that in the country we always have a chemist nearby. The pendulum indicated that at a distance of about 10 metres, in a certain direction, there was an efficacious remedy for the doctor's trouble. The plant indicated by the pendulum was duly found and used. A few hours later the doctor congratulated the pendulist on his brilliant idea. The remedy was found solely by pendular 'syntonisation' which has been referred to before.

#### 6. IMPORTANT NOTE ON PENDULAR DIAGNOSIS

On such a delicate subject one cannot express one's views too

<sup>1</sup> In this connection, there is a striking passage in the Bible to the effect that 'The Lord hath made medicines out of the earth ; and he that is wise will not abhor them.' (Ecclesiasticus, Ch. 38, v. 4.)

This was written several centuries B.C. and it is remarkable that Radiesthesia in the twentieth century of our era has proved that it is literally and absolutely true.

Though Abbé Mermet in our time was a pioneer in this form of treatment mentioned in the Bible, he had neither the leisure nor the inclination to specialise in what is technically known as 'phytotherapy', that is to say treatment by means of medicinal plants. Inspired by his example and results, two of his fellow-priests, Abbé Kunzle and Father Bourdoux, a missionary, became radiesthetists and phytotherapists of great renown. (Trans.)

## TELEDIAGNOSIS

clearly for I do not wish to be misunderstood. Let me stress the fact that pendular diagnosis must be exclusively reserved for doctors who, after a long course of studies, have acquired the necessary knowledge of the human body and the right of curing disease. But as Pasteur, who was not a doctor, made his great discovery of microbes which revolutionised medicine; as Roentgen, also not a doctor, gave the medical profession his famous X-rays, and Curie gave them radium; and as all doctors are constantly making use of the work and discoveries of physicists, chemists, biologists, physiologists, who do not belong to the medical profession, why should they hesitate to adopt, after rigorous tests, a new means of diagnosis, most valuable by virtue of its rapidity, precision and harmlessness? Is it not in the interests of their patients, and consequently in their own interests ?

Of course, I do not advocate pendular diagnosis as an exclusive method aiming at replacing all others but only as a means of control giving supplementary knowledge and based on different principles.

Just as a doctor takes into account an X-ray photograph taken by a radiographer, or a biological analysis made by an expert, so, too, would he derive great advantage in considering a diagnosis made by radiesthetic examination. It should be a rule that a trained radiesthetist must be regarded as a medical auxiliary. N.B. Let it be clearly understood that when I refer to any diagnosis of a man, child or animal, it is always the result of a strictly scientific experiment.

### 7.FURTHER CASES OF TELEDIAGNOSIS

The following cases, taken at random, out of a great number of others about which I was consulted, *always with the authorisation or collaboration of a doctor*, show, perhaps better than any argument, the great advantage that doctors would gain by using the method of pendular diagnosis.

I should like to express my deep gratitude for the advice

PRINCIPLES AND PRACTICE OF RADIESTHESIA

you gave me. A few months ago, you told me, contrary to the opinion of several doctors in Geneva and in La Roche, that my appendix was affected. I was then being treated for liver trouble, but recently an operation for removing my appendix had to be performed as you had advised. It showed that it had been in a bad state for a long time.

Again thanking you, etc.

(Signed) M.E.G., *La Roche-sur-Foron (Haute-Savoie)*.

*22nd May 1935.*

... It is almost unnecessary to tell you that your diagnosis, based solely on a specimen of handwriting, about the actual state of my daughter, is marvellously correct. My doctor cannot understand it! It is astounding!

(Signed) Georges Luy, *La Madeleine, Rue Jean-Bart (Nord)*.

*24th October 1934.*

The little patient who attracted your kind interest has been X-rayed and underwent an operation. One of the kidneys, affected by tuberculosis, was removed, in accordance with the diagnosis you had indicated.

If I have been slow in thanking you it is because I wanted to give you this particular detail which confirms what you had discovered by distant detection.

(Signed) Sister Marie de l'Euch, *Carmel de l'Immaculee-*

*Conception, Albi. 29th July 1934.*

... I have been feeling very much better, especially during the last ten days. But, you may say, how can you be sure? Simply by putting your lessons into practice, with the pendulum. This means of diagnosis is never misleading.

(Signed) Dr Imbert, *par Mezel (Puy-de-Dome)*.

*Saint-Bonnet-es-Allier. 11th October 1933.*

This case concerns a patient who refused to believe that the pendular diagnosis of his own doctor was right as he felt dis-



## TELEDIAGNOSIS

inclined to have a certain treatment which he thought was too strict.

. . . But it appears that your diagnosis coincided exactly with that of the doctor, Dr Simonetti, of Echallens . . .

(,Signed) M. R. Laurent Fribourg (Switzerland)

. . . Perhaps you may be interested to know that the headmistress of the school, about whom the doctor had consulted you, is very pleased with what you have told her. The doctor entirely agrees with you.

(Signed) Lacroix. 4 Avenue Jean-Jaures, Oyonnax (/lin).

In a letter, which I cannot reproduce, dated 29th July 1935, M Emile Marziou of Kerfeunten-Guipavas (Finist&re), tells me of a case where Radiesthesia proved to be better than radiography. My pendulum had indicated 'kidney affected' while the radiographer had said 'kidney normal'. Some time later, it was found necessary to operate on the 'normal' kidney.

I will conclude this short selection of testimonials, to which I could add a great many more, with a letter from His Eminence Cardinal Binet.

I was greatly interested in your pendular diagnosis made at a distance concerning someone who is dear to me.

I take this opportunity of asking you to be kind enough to consider the case of an excellent non-commissioned officer in Besanfon who is greatly distressed about his wife whose photograph I am enclosing on his behalf.

(Signed) Henri, Cardinal Binet, Archbishop of Besanfon.

## XXI TRACING MISSING PERSONS

### I. PROCEDURE

THERE are several methods but I shall confine myself to my own method.

I require three things, 1. A photograph of the missing person; or an object he has touched or worn (tie, handkerchief, hairs, etc.). 2. A plan on which is indicated the house he has left, or *wherever he was seen for the last time*. 3. A map of the region so as to be able eventually to follow his track.

First of all, one has to detect the radiations of the missing person, either from the object he has touched, or from a photograph. It is essential to study very carefully these 'irradiated' objects for, besides the personal figure, which may be the same for many people, the radiations possess an individual character derived from the personality itself. Furthermore, a competent radiesthetist must study, on a recent photograph, the physical characteristics (health or disease) of the missing person. For example, heart trouble may be detected. The radiations of various articles of clothing must also be detected (hat, underclothing, shoes, etc.) and it is highly improbable that another person, having the same personal figure, will show the same organic defects and wear the same clothes of the same colour and origin.

Having acquired all this information, and after adapting his receptive apparatus to the various indications given, the radiesthetist can then start his 'survey of the horizon', gradually extending the zone of his exploration but without moving from the place where he happens to be standing.

The places the missing person passed through retain his radiations for a certain time while he himself continues to emit his own waves. When the left hand, used as a kind of mobile antenna, meets this capital ray, the pendulum moves and gives the figure of the missing person. When the direction has been

## TRACING MISSING PERSONS

found, the estimated distance is as previously indicated in the chapter on prospecting with the pendulum.

In order to determine accurately the exact position, I repeat the same operation from other positions of observation, thus obtaining a number of intersections that converge on one point.

### 2.A TRIBUTE FROM GENEVA

Under the title of 'Quelques verites sur la Radiesthesie', M Raoul Montandon, of Geneva, President of la Societe d'Etudes Psychiques and author of, among others, the excellent work, entitled *Radiations Humaines*, wrote in the *Tribune de Geneve*, 6th December 1935, about a certain number of missing persons I had traced and made the following interesting observations:

Most great discoveries were not made by men holding diplomas and belonging to various academies. Claude Bernard, to whom biology and physiology are indebted for much progress, was not a medical man. Raspail, who was one of the first to realise the beneficial effects of hydrotherapy, had to fight all his life against official opposition.

The science of Radiesthesia, of recent origin, is being constantly attacked. Any value it may have is denied because the man who laid down its fundamental principles is not a physicist, chemist, mathematician, nor a physician. He is, in fact, a simple priest, Abbe Mermet, whose renown has reached far beyond the limits of his small country parish of Jussy (Switzerland) and has spread throughout the world. Already, when he was at Saint-Prex, where he played an important part in improving the conditions of the workers in the glass industry established there, his studies on the great possibilities of Radiesthesia had attracted the attention of research workers and the interest of the general public.

## PRINCIPLES AND PRACTICE OF RADIESTHESIA

Readers of the *Tribune de Geneve* have already had the opportunity to know something of the results of Abbe Mermet's work, either in prospecting for springs of pure water, or in the detection of diseases or missing persons.

We here give factual evidence (in the original article), proving the value of the science of Radiesthesia, as applied by Abbe Mermet, and enabling one to foresee its promising future.

### 3. CASES OF MISSING PERSONS TRACED BY RADIESTHESIA

(1935-6)

In previous editions of the present work I thought it advisable to omit mentioning certain facts and names. But the comments of some carping critics, clinging to their own preconceived ideas, have compelled me to mention at least a few names of the many persons concerned in connection with my researches. I could also give a great number of other names to those who are sceptically-minded.

#### *Epileptic Girl*

A widowed mother wrote to me in May 1935 about her young daughter who was missing. By way of documentation, she sent me her photograph and a few illustrated postcards of the neighbourhood, explaining that her daughter, suffering from epilepsy, had gone out one day and had not been seen since.

After having examined the documents in question, I was reluctantly compelled to tell the poor widow that her daughter was dead and her body lay beneath a precipice, 30 metres from the top, at the place marked with a cross on one of the postcards.

A few days later, I received the following letter:

My poor daughter has been found. On 4th May last she was buried. It was a Christian burial which she deserved. This great consolation I owe to you. Your indications ensured the success of our search. The body of my

## TRACING MISSING PERSONS

daughter was found at the bottom of the precipice, as you had indicated, and she must have fallen while having an epileptic fit.

With my most sincere thanks.

(Signed) Elise Duay, Prasuruy, Orsieres (Valais), Switzerland.  
land. 13th May 1935.

### *Missing Man Found*

Extract from the *Courrier de Geneve*, April 1935, entitled  
'Abbe Mermet's latest exploit: Missing man found.'

At the beginning of April, an engineer from Lyons disappeared while travelling on business, without leaving the least indication that he had committed suicide.

That morning, as usual, he had gone to his office where he had to write an important report. At midday, he went back home for lunch, and in the afternoon he took his little daughter to see the doctor; and no-one noticed anything abnormal about him at the time. Towards 4 o'clock he got into his car and drove in the direction of Valence. He stopped in that charming town and went to a restaurant where he usually dined, and left his car there. Then he disappeared. The family soon noticed his absence, and did everything they could to find the missing man, but all in vain. Some of his relatives went to see Abbe Mermet in order to elucidate this mysterious and unexpected disappearance.

After having examined a photograph of the missing man, and with a map of the region, Abbe Mermet gave a complete description of how the man had walked through certain streets in Valence and had come to the river Rhone, where he must have fallen in. He indicated the course the body took downstream as far as Aramon (Gard) where it had become lodged for the time being. (A curious fact is that Abbe Mermet stated that the man was no longer in possession of his mental faculties at the time he left his car in Valence.)

## PRINCIPLES AND PRACTICE OF RADIESTHESIA

With this information, his relatives immediately undertook a thorough search which resulted in the discovery of the body.

Madame Chaproz, the man's sister-in-law, wrote the following letter to Abbe Mermet:

I recently came to see you with M Mure to find out, through your science of Radiesthesia, what had happened to my brother-in-law who had been missing since 23 rd March last.

With absolute precision and certainty, you told us what his mental state was at the time of his leaving home, then his itinerary through Valence, where he had left his car, to the river Rhone, and you indicated where he must have fallen into the water. Then you also indicated the course taken by the body in the river, and clearly marked the place (Vivier, Ardeche), where he was to be found at the time we were speaking to you.

All this was unfortunately very accurate, and your science is indeed providential.

The body was recovered on 5th April at Aramon (Gard). I went there to identify it on 9th April.

On behalf of the whole family, I wish to thank you for your invaluable help.

*(Signed) A. Marie Chaproz, Lyons. 13th April 1934.*

### ***Another Missing Man Found***

(Extract from the *Republican Landais*, 26th January 1935.)

After having mentioned several successful cases of distant prospection, the writer added:

Searching for missing persons is a very curious undertaking. With the pendulum, it has been possible to follow the passage through the air and over a mountain of a child carried away by an eagle, and also to follow the course of the body of a man in a river over a distance of several miles from the place where it had fallen in.

## TRACING MISSING PERSONS

In this connection, science can give an explanation, for it seems that everything takes place as if the radiations impressed their mark wherever a man or body passes.

Let us mention, by way of convincing those who are sceptical, that we have had the occasion of putting Radiesthesia to the test.

Last November, an inhabitant of Mont-de-Marsan disappeared without leaving any traces. Had he lost his way? Had he been murdered or drowned? No-one knew.

We decided to consult Abbe Mermet and sent him a photograph and a plan indicating the last place where the missing man had been seen.

After some correspondence about regional topography, and difficulties connected with obtaining a sufficiently detailed plan of Mont-de-Marsan, Abbe Mermet informed us that the missing person would be found in the Midouze river, at a depth of 2-50 metres, and at a place marked on the plan. This information was actually written down at Jussy at 4.30 a.m. In the afternoon of the same day, the body was found in the river, not far away from the point indicated, from which it must have been displaced.

The letter giving this information reached us too late for making the necessary researches, but the facts stated were so obviously accurate that the faculty of tracing missing persons by distant prospection with a pendulum appears to be an indisputable fact.

Radiesthesia goes on making progress from day to day. It is to be hoped that it will soon become an exact science which will be taught like any other important subject.

The results obtained by Abbe Mermet prove that he is a great exponent of a wonderful art.

(Signed) Jean Lacoste.

### *Drowned Girl*

On 27 th April 1935, I was approached by the parents of a young girl of 11 who had been missing for some time from

Romaneche (Seine-et-Loire). With a photograph and a map of the region I was able to inform the parents that their daughter must have fallen into the river near the bridge at Thoisse, and that, in my opinion, her body would be found at that place, having become lodged in a bush.

At that time the river Saone had risen so high that a search could not be undertaken. But, on 7th April, the girl's body was recovered very near the place I had indicated, and actually lodged in a willow-bush.

### ***Missing Girl Found Living***

In February 1935, the parents of a girl who had been missing in the town of Suresnes wrote to me asking me to help them to find her. Someone said he had seen her go into the town hall. I replied that the girl was alive and that she would be found in a certain part of the town, having passed through a certain street, and that, contrary to the report that she had been seen going into the town hall, I could find no indication that she had done so.

The girl was eventually found near the place indicated. The woman who was greatly concerned about her wrote saying that she had been found in the part of the town I had indicated on a map, and confirmed my statement that she had never gone near the town hall.

### ***Missing Young Man Found Living***

On 31st January 1935, Madame B., of Verdier, par Castelnau de Montmiral (Tarn), wrote me a distressing letter about the disappearance of her son, aged 26.

Having been given only the beret of the young man by way of a clue, I told his mother that her son was alive and that I had traced him to Toulouse, where he had gone after a nervous breakdown, and that she should not give up hope of seeing him come back home.

On 11th February I received the following letter: 'I don't know how to thank you for having found our dear son. Yes, indeed, he is now with us again. On the day that we received



#### TRACING MISSING PERSONS

your letter, a relation of ours phoned us to say that our son was with some friends in Toulouse, and that they were making arrangements for his return home.

‘As you said, he had a nervous breakdown. We are now going to look after him so that he may be restored to health as speedily as possible.

‘Again thanking you, etc.

(Signed) Mme B.’

#### *Drowned Husband*

I fear I am late in thanking you for what you have done for us. I had asked you if you could tell us what had happened to my husband who had disappeared without leaving any traces of his whereabouts. After examining his photograph you replied that you were certain he was no longer alive and that he had fallen into the river Allier at a place you indicated.

Two days before your letter arrived, the body of my poor husband had been found in the river, a little lower down than the place indicated, stretched out on the sand where the current had driven it.

In my bereavement, I want to thank you and congratulate you on your clear indications which proved to be only too sadly true.

(Signed) Mme G., *Au Rivage, Mornay-sur-l'Allier (Cher)*.

#### *Drowned Rescuer*

I have the sad satisfaction, as well as the duty, of thanking you for your indications which enabled us to recover the body of my unfortunate son who was drowned in the Garonne river on 14th April last, by the weir of Beauregard, near Agen, while trying to rescue some of his companions in danger.

When you told us that you could see him by the weir, held down in a hole, we asked a diver to search for him. As soon as it was possible a part of the weir was diverted and the diver was about to start his operations when owing to a sudden change in the direction of the current,

PRINCIPLES AND PRACTICE OF RADIESTHESIA

the body was seen floating on the surface, not far from where the accident occurred, and confirming your indication that it had been held down in the weir.

We give you full permission to make any use of this letter you may think fit in the interests of science.

Again thanking you, etc.

(Signed) M. Campistron, 23 Rue des 36-Ponts, Toulouse.

26th May 1933.

*Case of Suicide*

Rorschach (Saint-Gall, Switzerland)

The superintendent of an institution for homeless girls in the town wrote me on 3rd June 1935 informing me of the disappearance of one of her girls. As usual, in such a case, I asked for a photograph of the missing person and a plan of the town showing the situation of the institution. With these documents I was able to tell Sister Aloysia that the young girl had gone out by a certain door, passed through certain streets, and finally drowned herself in the lake at the place indicated.

On 17th June Sister Aloysia wrote me (a fortnight later) that a search had been made in the lake, at the place indicated, and that the body of the young girl had been recovered at that very place.

*Another Drowning*

Courbevoie (Seine)

M Narbot, 2 Rue Leon-Boursier, in a letter dated 19th January 1936, informed me that a missing person whom he asked me to search for, had been found, as I had told him, in the river Seine. 'For your own information I must tell you that taking the time when your letter was written into consideration, your indication seems to have been absolutely correct.

'The body was recovered on Thursday morning at 8 o'clock. I think that it must have been swept from the place where it was lodged towards 7 o'clock in the morning, and was then driven down by the current.'

## TRACING MISSING PERSONS

M Narbot then tells how his son, who had attended one of my lectures at Rennes, said he himself was going to start searching, and how, in the presence of Dr F. and his family, he had, without realising it, indicated the exact place where the body was found (Austerlitz Bridge).

### Missing Girl Found Drowned

The well-known journal *Tribune de Geneve* (6th December 1935) published the following account: 'On 30th September 1935, a young man from La Chaux-de-Fonds went to Jussy and told Abbe Mermet that his sister had been missing for four days and that the police and the friends of the family had been searching for her in vain.

'The only photograph he had brought with him was one of a family group taken when his sister was only eight years old. When she disappeared she was aged twenty. And he had brought no plan or map with him. But the Abbe knew the canton of Neuchatel. He took his bearings mentally without the aid of a map, which is an amazing feat. He was then able to tell the young man that his sister was dead and would be found under water at a depth of 2.50 metres, but he could not yet indicate the place with any degree of precision. The young man told him she had last been seen in Neuchatel. It was a useful piece of information and the Abbe concentrated his attention on Neuchatel as a starting point. There he found the radiations of the young girl and followed them as far as Serriere which is about 2 miles away from Neuchatel. Finally, he concluded: "Your sister drowned herself in the lake opposite the inflow of the Seyon river and her body is at a distance of about 4 metres from the bank." He added that she had been ailing since she was eight years old. Her sympathetic nervous system was affected and she had had convulsions dating back to early infancy. She gradually became neurasthenic and during an acute crisis she committed her fatal act. She had lost control of her mental faculties.

'The young man returned home the same evening. The next

day, he and his relatives went to Serriere and found the body of the unfortunate girl a little farther away than the place indicated where the current had swept it.'

*Another Drowning*

A lady, Mme A. K., wrote to me begging me to help her to find her husband who had been missing for three days. By way of documentation, she sent me a photograph and a postcard showing a cafe where her husband had last been seen.

I replied that her husband was drowned, and I indicated the way he had taken on the road alongside the Rhone river. I also marked his passage through the village of Massongex, which seemed at first to be improbable.

The unfortunate widow, in a letter thanking me for my help in tracing her missing husband, said that, after making enquiries, it appeared that he had actually passed through the village of Massongex, on the evening of his disappearance, between 8 and 9 o'clock.

*Missing Soldiers*

In February 1935, several soldiers on military manoeuvres on the Mont-Cenis, near Modane, were buried under an avalanche of snow.

In this connection I had the honour of receiving a letter from General Cartier, of which I give here the following extract: 'You have been so obliging and have acted so quickly in helping us in our laborious searches that I have been induced to come again and consult you. My first sketch, drawn from memory, enabled us, thanks to your precise indications, to recover the body of the last missing soldier, Castella, of Samoens. (Signed) General Cartier, 53rd Brigade Alpine Infantry, Annecy.'

*Man Missing through Accident*

On 13th March 1936, I received a letter from a heartbroken woman whose father had fallen into a stream and whose body had been searched for unsuccessfully.

By means of a photograph of the missing man and a plan of

#### TRACING MISSING PERSONS

the place from which he had disappeared, I was able to determine the sequence of events of the accident in question. I followed up his track in the water and the body was recovered at the place I had duly indicated.

The following letter confirmed my findings.

We cannot be sufficiently grateful to you for the indications you were good enough to give us about the disappearance of my poor father. His body has just been recovered from the stream, at the place you had indicated. And the depth was just as you had indicated, 1-80 metre. Thanks to your great ability for tracing missing persons, we have been spared a great deal of suffering and anxiety.

Again thanking you for all you have done for us.

*(Signed) Mme Bemichon, Chamonix. JOth March 1936.*

#### **Missing Cow Found**

Seytroux (Haute-Savoie)

On 26th September 1935, a cow belonging to a widow, Mme Veronique Butet, and sent to M A. Rosset for the summer, had disappeared while grazing on the mountain side.

After an unsuccessful search, M Rosset decided to have recourse to the pendulum and came to see me at Jussy, carrying the cow's headstall, but without a plan of the mountain or of the grazing land. I helped him to make a rough sketch of the site in question, and after the radiations of the lost cow were taken from the headstall, I was able to inform M Rosset that while the cow was grazing on the mountain side, she strayed away from the herd, and went on grazing up to a certain place where suddenly she fell into a precipice 100 metres deep. I could feel that she was lying there with her four feet in the air.

M Rosset resumed his searching, accompanied by two local peasants, as he did not know that part of the countryside very well and had no idea of the existence of that precipice (which incidentally would rule out any possibility of thought transmission).

## PRINCIPLES AND PRACTICE OF RADIESTHESIA

At the bottom of the precipice indicated, the cow was duly found with her four feet literally in the air!

### *A Strange Disappearance*

In March 1936 *Le Journal* published the following article:

Rennes, 14th March — An inspector of the well-known firm 'Messageries Hachette' in Paris, M Foubert, living in Rennes, went in the course of his professional duties to Bourges on 15th January, and has been missing since that date.

His wife had recourse to Radiesthesia to trace her missing husband. Abbe Mermet was consulted and announced that the inspector had been murdered and his body thrown into the river Cher; then it had drifted into the river Loire, and was now to be found in the sea, near St Nazaire.

But these indications did not tally with an account given by a young lady-librarian, Mile Chauvin, who thought she had seen the man a few days ago. She had kept silent until then but today she was emphatic in saying that she was not mistaken for she knew M Foubert who was her inspector. She went on to give a description of what he was wearing at the time and carrying in his hands. She was so surprised to see him that she had no time to speak to him and he walked out of her sight.

Questioned by Mme Foubert on the possibility of having made a mistake, Abbe Mermet said that unfortunately he could hold out no hope of M Foubert being still alive and felt certain he had been murdered.

A few days later, the unfortunate woman wrote to Abbe Mermet informing him that the account of the lady-librarian had proved to be wrong.

### *Child carried away by an Eagle*

This is an extraordinary case which is worth recording, and the *Tribune de Geneve* published an article about it, on 28th

## TRACING MISSING PERSONS

March 1934, under the following heading: 'Disappearance of a child explained by Teleradiesthesia.'

Last autumn (1933) at Miege (Valais, Switzerland), a boy, aged 6, son of M M. L. Baloz, disappeared without leaving any traces of his whereabouts. After having made an unsuccessful search for the boy, carried out by some of the villagers, the local mayor wrote to Abbe Mermet, on behalf of the parents, requesting him to help them to find the boy.

Having made a study of the circumstances of the case in question, Abbe Mermet announced that the boy had been carried away by a bird of prey, presumably an eagle, into the mountains. He also indicated the span of its wings and two places where the eagle had dropped its heavy load to regain strength.

At the first place indicated, no trace of the boy could be found. And a heavy snowfall prevented any searching operation at the second place. The conclusion was that Abbe Mermet had been mistaken.

But, a fortnight later, the snow having disappeared, a gang of woodcutters found, at the place indicated by the Abbe, the body of the boy, partly mangled and torn. It would seem that the eagle had been unable to go on savaging the boy's body owing to a heavy snowfall.

According to observations made on the site, the boy's clothes and shoes had not come into contact with the ground, and it is clear that only a powerful eagle could have carried the boy away up to the mountain heights, which were not easily accessible, and where his body was found.

On 18th March 1934, the boy's father, M M. L. Baloz, wrote to the Abbe Mermet as follows: 'Now that the body of my poor boy has been recovered, it is our duty to thank you for so kindly helping us and giving us such precise information.

'Everything has been confirmed. It is now certain, as you

said in your first letter, that the poor boy was carried away by an eagle which did not stop in its flight until it reached the mountain heights at the two places you had indicated, and where the body was eventually found. It was also observed that the boy's clothes were as clean as they were on the morning of his disappearance. You were the only person who really knew and understood what had taken place. Please forgive us if we appeared to be very doubtful about your indications. Several eyewitnesses in Sierre declared having seen, on the same day, an enormous eagle flying in a direction towards the North.

‘Again thanking you, etc. (*Signed*) L. Baloz’.

#### *The Monthovon Murder Case*

In October 1933, at Montbovon (Fribourg, Switzerland), a young man had disappeared on returning from a village festivity. Several groups of men, searching thoroughly for nine days, could find no traces of his passage anywhere. In despair, his sister came to see me, with a map of the region and a photograph of the missing young man, together with a tie which he had worn. Immediately I was able to give her the following information: ‘First of all, the pendulum swinging over the photograph gives the numerical figure of a dead person; your brother is no longer alive. He followed a certain path (where indeed he had been seen). At that place, I feel the presence of your brother, whose height is 1.55 metres (which was correct) and whose body is carried on the shoulders of another man, about 1.70 metres tall. Your brother seems to have been stabbed in the back and then thrown over a precipice by the roadside. He must be at a certain place in the river of the Hongrin valley where the rocky walls on each side are very close together and where the water is about 4 metres deep.’

His sister then asked me whether theft might have been the motive for the crime. I replied that it was possible, in view of the fact that her brother was carrying money at the time and that I could detect no gold or silver on the body now.



## TRACING MISSING PERSONS

Such were my indications given from the radiations detected on the map of the region that the young man had gone through.

His sister, on behalf of the family, wrote me the following testimonial: 'I, the undersigned, having had first-hand knowledge of the wonderful detection work done by Abbe Mermet, wish to make the following statements.

' i. In his rectory at Jussy (Switzerland), after having seen a simple map (scale 1 :25,000) of the Hongrin valley, without any information from me, Abbe Mermet told me (a) The path my brother followed on his return from Montbovon; (b) The place where he had stopped. These two indications I was able to verify and found them to be quite correct.

'2. It was Abbe Mermet who was the first to state that my brother had been murdered, pointing out that he had been carried on the shoulders of a man whose height was about 1.70 metres, while that of my brother was only 1.55 metres, which was quite accurate.

'3. He also indicated the place, almost exactly, where my brother's body was to be found, a place where no-one had thought of searching for him, that is to say in the Hongrin river, in a whirlpool more than 4 metres deep.

'4. M Pflug, clerk of the court, confirmed that Abbe Mermet was right when he said the victim had no longer any gold or silver. Indeed, a few days later his empty purse was found in the river Sarine.

'My family wish to thank you publicly for all the help you have given us. I repeat it is thanks to you that we have recovered the body of my poor brother who had been missing for nine days.

'The medical autopsy, made the day after the recovery of the body, showed that my brother had been attacked with a knife, and then carried and thrown into the river.

'Thanking you once again, and with all our gratitude.

(Signed) R. Krummenacher, *Allieres -sui-Montbobon (Grujere).*

*3rd November 1933.'*

*The Famous Case of Nicole Marescot*

I cannot end the series on missing persons found without mentioning the sad case of Nicole Marescot which was given so much publicity at the time.

The truth about this case must be told in view of the false rumours that were spread, inspired at times by sheer ignorance but more often than not by a spirit of obvious hostility and prejudice against Radiesthesia. And as I was then President of the French and International Association of the Friends of Radiesthesia, I had to bear the brunt of those attacks. The following account appeared in the *Journal de Chateau d'Oex*, on 26th November 1935 entitled 'Abbe Mermet and the Marescot case'.

After a French writer had sent an article to the *Tribune de Geneve* about the Marescot case, attacking Abbe Mermet, the editor received the following letter: 'Your correspondent, M Marcel Rouff, refers to the Marescot case as a great failure for Radiesthesia. This accusation is false for the only radiesthetist worthy of the name who had anything to do with the case in question was our esteemed President, Abbe Mermet. And Abbe Mermet did not meet with failure over that case. This is what actually took place. As soon as Abbe Mermet had examined Nicole Marescot's photograph, he made the following statements: 1. The child was murdered. 2. She was not drowned. 3. She is buried at a depth of 40 cm.

'Now all this has been found to be quite correct when the body was recovered.

'On 13th October, Abbe Mermet, questioned about the Marescot case, made some definite statements in the course of a lecture given at Versailles to an audience of some 800 people, in the presence of Mgr Millot, Vicar General of Versailles, and of Canon Lejeune, and their Majesties the two ex-queens of Portugal. He repeated the statements quoted above and added the following signi-

## TRACING MISSING PERSONS

ficant detail: "If the body of this unfortunate child is ever recovered, it will not be found whole for all the lower part of it is missing."

'Six days later, when the body was recovered, it was actually found that the pelvis and the legs were missing.

'The Abbe was then taken to task for not having indicated the exact place where the body was to be found. And the reason for this is as follows:

'Six days after the murder, Abbe Mermet was asked by a lawyer to undertake a search for the child. He said he would do so on condition that he was given three documents. i. A photograph of the child. 2. A detailed plan of the town of Chaumont. 3. An exact description of the place where the little girl was last seen.

'The Marescot family sent a photograph and a plan of the town of Chaumont which was represented by an area of half a square inch. It was, of course, quite useless. Abbe Mermet asked for a more detailed plan which was eventually sent to him but it was confined to the town of Chaumont. On this plan Abbe Mermet succeeded in locating two places: the first being where the child died and the second where the body was put down temporarily. Following up this second place the Abbe found the beginning of a new track which he was unable to trace to the end owing to the plan being too small. Again he asked for a plan of the neighbouring region but unfortunately it was impossible to get one as the maps of that part of the country were out of print. On 5th June Abbe Mermet was still waiting for the necessary document which would have enabled him to continue his investigations but M Marescot could not help him.

'At that time, and for a fortnight before, the Press took Abbe Mermet to task for his "failure", an impression which, owing to ignorance of the facts or bad faith, prevailed for some time.

'On 6th June, Abbe Mermet, being in Paris, called at

the Ordnance Survey Department of the Army and at the Bibliotheque Nationale to see if he could get the map he needed. At the Bibliotheque Nationale he found such a map which enabled him to follow up his former track farther but not to reach the final point as the map was not sufficiently extensive. But the Abbe told the Marescot family about the result of his latest investigation.

'The little girl's body was eventually recovered at a place situated only a few metres outside the area shown on the map in the Bibliotheque Nationale, along the extension of the track indicated first by Abbe Mermet.

'Thus it is hardly fair to regard this result as a "failure" which it certainly was not.

'Moreover, in the course of last summer, Abbe Mermet followed the traces of twenty missing persons, which he indicated with great precision. These twenty cases, in which complete success was achieved, were confirmed by the relatives of the missing persons themselves.

'I have in my possession the original letters of thanks relating to all those cases and shall be glad to show them to anyone expressing a desire to see them. (Signed) M. Loeffler-Delachaux. (Author of *Le Mecanisme de l'Intelligence Vu Par l'experience Graphologique* and *La Graphologie Radiesthetique*.)'

#### 4. EXTRACT FROM 'HOMOEOPATHIE MODERNE',

1ST JULY 1933 (see also page 89)

Abbe Mermet was at Saint-Prex in 1930, and the following facts were discovered by means of distant prospection.

A woman in Lausanne (Switzerland) had received no news from her adopted son who had been living in Paris for some time. Several letters and a telegram brought no reply. Feeling very worried, she sent Abbe Mermet a sweater belonging to the young man. This enabled the Abbe to detect certain radiations, and taking a map of Paris he proceeded to make a search in the street indi-

## TRACING MISSING PERSONS

cated as being that where the young man lived. He immediately found the house in that street and found that the young man had gone out. He then followed his track in zigzags from one place to another as far as the quays of the Seine river to the bridge of Maisons-Lafhte where all radiations disappeared. Guessing what had happened and not wanting to give the woman a great shock, he informed her that he could not trace the young man beyond that bridge and advised her to notify the police. With this information the police began their search by the first weir below the bridge and there found the body of the young man. . . .

- One Saturday morning, Abbe Mermet received a 'phone call asking him if he would be kind enough to trace a factory foreman who had been missing for two days. He said he would try provided he could have something that the man had worn or touched as well as a map of the region, both of which he duly received. Within a quarter of an hour, Abbe Mermet was able to state that the foreman had disappeared from his house on his way to a country inn, situated at Chatel-Cresuz, where he had gone in for a while. On coming out of it, he walked towards a lake nearby where an electric power station had been erected. A footbridge, 30 metres in length, led to it on which the Abbe indicated the place from which the man had fallen into the lake, adding that the body lay at a depth of 8 metres, to the North of that point, about 10 metres away. Guided by these indications local searchers found the body exactly at the place and depth indicated, and the man's call at the inn was also confirmed.

## 5. FINAL NOTE

By way of self-defence I am reproducing the text of two letters as a direct answer to those who say and write that dowisers are abnormal people, like mediums and fakirs, and that they are

incapable of checking their own experiments and still less of teaching what they know.

When an eminent geologist was asked what he thought of dowzers, he replied: 'Ask me why a nightingale sings, and I can only say that he obeys a law of Nature.'

(1). It is over a year since I read your wonderful book on Radiesthesia.

At first, I was under the impression that you were a humbug. But after a few experiments and with a thorough study and understanding of your theories, I was astonished at the accuracy of the results I obtained.

During the last year I have indicated 119 boring operations and all have proved to be successful, apart from a few slight errors in the estimation of depth, not exceeding 5-10 per cent of the figures given.

This series of successes shows first of all that a dowser is needed in our region, where I have gained a great reputation, and also that your instructions and principles are absolutely sound.

The work of prospecting on a plan, which you originated, will remain the greatest discovery ever made in Radiesthesia. The world owes you a debt of gratitude for having revealed your secrets to a vast number of Radiesthetists who follow in your footsteps and admire your integrity.

Personally, I wish to thank you for having opened up a new field of activities for me which I find interesting and absorbing.

*(Signed) E. Mouchet, Foreman electrician, Belgian Railways,  
Arlon (Belgium). 3rd August 1935.*

(2). I have not written to you for a long time but meanwhile I have not been idle.

On eight occasions, prospecting for water according to your method, in our notoriously arid region, I have been entirely successful six times.

#### TRACING MISSING PERSONS

As regards the other two unsuccessful operations, in the first of them I made an error of judgment in mistaking the shadow for the reality (a phenomenon which you call the radiesthetic image). And the other operation remained unfinished owing to the impossibility of drilling the rock which was too near the foundations of a church.

In short, I find that your method is thoroughly sound and I have taught it to my fellow-missionaries. We owe you a debt of gratitude for working free of charge in the missionary field.

I must now ask your advice as to whether I can start boring operations in the hope of finding water on the site shown in the enclosed sketch (i: 500), and what depth and output one may expect to find.

(Signed) Emile Pra, *Missionary, Antsirabe (Madagascar)*.

14th April 1936.

## CONCLUSION - MY TESTAMENT AS A RADIESTHETIST

THE reader will now realise that, as I said in the Preface, I have made my Testament as a radiesthetist.

I have revealed all my secrets, given all my formulae, in a disinterested manner, which is perhaps not without merit considering that my method is the result of forty years' work, forty years of successes and failures, of hopes and disappointments.

My activities as a radiesthetist were carried out as a sideline apart from my pastoral ministry and were but a continuation of those of my father who for over half a century was known as 'the dowser of Savoie'.

Could anyone be said to belong to mankind if, having acquired a few scraps of knowledge, he were to shut himself up in an ivory tower and refused to enlighten his fellow men?

Let everyone make his own contribution to the building of the house of knowledge. And may I be permitted, in concluding this work, to ask my contemporaries to study the problems I have discussed in an objective manner and without any bias, dispassionately, and in an atmosphere of courtesy • such as one would expect from cultured people.

It is natural that human intelligence should wish to understand, to seek out causes and demand a satisfactory explanation for strange phenomena. But when certain facts are discovered which cannot be linked up with the findings of orthodox science, what is one to do? Deny them? Ridicule those who have discovered them? Nothing is easier, but such an attitude is neither fair nor scientific.

Science came into being long after natural laws and must remain subject to them. It has the right and the duty of recording facts and accepting them only after strict control has confirmed them. But Science must not stifle them, nor attempt to invent them. Man would have made very little



## MY TESTAMENT AS A RADIESTHETIST

progress if he had always refused to consider what he did not understand.

If new facts cannot be made to fit into classical frameworks, thus compelling Science to reconsider its fundamental concepts, that is nothing to be deplored. Science must, with due modesty, evolve its theories on the basis of established facts and not adapt, to ready-made theories, facts that contradict them.

In the domain of Science, explanations that are generally accepted are only valid until a certain number of facts incompatible with them show their inadequacy.

What should one do then? It seems that the only really scientific attitude would be, in the absence of any explanation<sup>4</sup> today, to prepare the explanation of tomorrow. But in order to do so, it is incumbent upon radiesthetists to submit their experiments to the strictest control and allow scientists to collect factual evidence that will constitute a sound scientific basis.

This sum total of experiments will perhaps enable those more competent than I, owing to the experience gained from their forerunners, to discover the laws governing the phenomena we have been considering.

For my own part, I have only given a summary of my researches in Radiesthesia during a period of forty years, at the rate of an average of fifty prospections a year. I now pass on the torch to younger men.

It is my earnest wish that all friends of human progress should co-operate and expound a science which will benefit mankind. But this science should be, above all, a hymn of praise and eternal gratitude to God, the Creator of all laws for the welfare of humanity.

## APPENDIX

### 1. TRANSLATOR'S NOTE ON THE ENGLISH TEXT

In 1934, Abbe Mermet was involved in a legal action in Switzerland for alleged 'illegal' practice of medicine. He was acquitted of the charge brought against him by some local medical bureaucrats who, however, appealed against the verdict and succeeded in getting it annulled, with the result that Abbe Mermet was fined.

This stupid miscarriage of justice caused great anger and indignation among Abbe Mermet's supporters, including a number of eminent doctors and laymen, who expressed their outraged feelings in a stream of letters to the Abbe.

As this legal action had no scientific relevance at all to the principles and practice of Radiesthesia, it was decided to omit, in the English translation, the lengthy account of the case and the considerable correspondence concerned with it.

It was also considered unnecessary to include the favourable opinions on Radiesthesia of two French authors both long since deceased, Leon Daudet and Marcel Prevost, which are of little interest or importance to English and American readers.

### 2. SOME RECENT DEVELOPMENTS IN ENGLAND

In a recently published work entitled *Aluminium Utensils and Disease* — the dangers inherent in the widespread use of the metal (The C. W. Daniel Co. Ltd., 1958), Dr H. Tomlinson, a well-known London consultant, gives a full account of his own experience as a medical radiesthetist in a most impressive manner. He concludes by saying that, without the aid of Radiesthesia, he would consider himself 'blind, deaf and dumb'.

Dr Tomlinson's remarkable, not to say revolutionary, work may be likened to an atomic bomb thrown into the field of medical science, for it explodes many orthodox ideas and concepts, and accounts for the hitherto unaccountable failures of

modern medicine which are so frequently met with, in spite of all the progress made by medical research.

Dr Tomlinson lays special emphasis on the question of aluminium poisoning, as it appears to be one of the main causes of a great number of diseases which prove refractory to treatment until they are traced to their actual origin. Dr Tomlinson states, as the result of long clinical experience, that 'Radiesthesia is the only science which fully explains the problem of aluminium poisoning', giving as it does the key to the whole matter, and enabling the physician to make an accurate diagnosis and prescribe suitable curative treatment.

This is indeed an achievement for which Dr Tomlinson deserves full recognition, not only from the medical profession, but from the general public as well.

Dr Tomlinson's original work constitutes a striking confirmation of the results obtained by Abbe Mermet as a radiesthetic healer, and presents entirely new methods of diagnosis and treatment destined to revolutionise the practice of orthodox medicine in the near future.

## A BRIEF GLOSSARY

**Fault** - A term used in geology indicating a rent in the earth's crust.

**Parasitic Images** — These are only reflections. This phenomenon of parasitic images, which some radiesthetists with more or less reason call magnetic images, constitutes perhaps the most disturbing phenomenon met with in the course of radiesthetic detection. It occurs mainly during a search on the ground for water, minerals or buried objects.

Parasitic images are propagated in a mirror-like way in accordance with certain laws, and are repeated indefinitely. Thus it is important to recognise and disentangle these images in the course of radiesthetic detection.

The subject of parasitic images is very ably dealt with by Madame Marguerite Maury in her excellent work *How to Dowse*. (See Bibliography.)

**Kemanence** — When an object has remained in the same place for some considerable time, and is then taken away, its original resting place retains certain traces of its presence. This is a well-known phenomenon which may cause errors of judgment. Radiesthetic radiations of remanence must be borne in mind for they may interfere with accurate detection.

**Sample** - The word 'sample' in Radiesthesia is used to indicate a small specimen or fragment of the object one is searching for, exactly similar to it in every respect. Samples may be introduced into a hollow pendulum to assist the operator in his investigations. Abbe Mermet designed such a pendulum. (See Fig. i.)

**Serial Number** - The number of times the pendulum gyrates is called the serial number. (See Fig. 7.)

**Sjntoniser** — Term used in Radiesthesia as a synonym for 'sample' or 'witness'.

PRINCIPLES AND PRACTICE OF RADIESTHESIA

*Syntonisation* - Action resulting from the use of a syntoniser.

*Vein* — A general term for a body of ore having great depth and length but relatively small thickness.

*Witness* - Term used as a synonym for sample.

## BIBLIOGRAPHY

THE bibliography of Radiesthesia has become almost a subject in itself, for during the last 25 years a vast number of works has been published in France, Belgium, Italy, as well as in this country.

It would be impossible to give a complete list of all the works on Radiesthesia that have been published since Abbe Mermet first wrote his famous textbook revealing the wonders of what was then regarded as a new science and which is now accepted by a great number of responsible people, convinced by the evidence of irrefutable facts, as a perfectly natural development of radiobiological science, just like radio and television which were unimaginable to our immediate forebears.

It is thought desirable, however, to give a fairly comprehensive list of major works on the subject published during the last two or three decades in English, French and Italian.

It will be observed that foreign works on Radiesthesia greatly outnumber and outclass those published in this country, which is an indication of our intellectual insularity in that domain of natural science which still awaits the advent of a British exponent worthy to rank as an equal with the leading Continental masters such as Abbe Mermet and his brilliant successors.

It is to be hoped that the publication of the present work will stimulate interest and research and extend the range of our scientific and metaphysical knowledge. (Trans.)

### English

Archdale, F. A. *Elementary Radiesthesia*. 2nd edition 1956.

Ash, Dr M. *Geophysics and Health*. A.R.O., Enfield 1958.

Hunt, C. Cooper. *Radiesthetic Analysis*. 2nd edition 1957.

Pike, S. N., mbe, dfc. *Water-Divining*. Research Publications, London 1945.

PRINCIPLES AND PRACTICE OF RADIESTHESIA

- Richards, Dr Guyon. *The Chain of Life*. Health Science Press, reprinted 1954.
- Tarpey, Mrs Kingsley. *Healing by Radiesthesia*. Omega Press 1956.
- Tomlinson, Dr H. *The Divination of Disease, A Study in Radiesthesia*. Health Science Press 1953.
- Trinder, Captain W. H. *Dowsing*. British Society of Dowsters, London 1950.
- Tromp, S. W. *Psychical Physics, a Scientific Analysis of Dowsing, Radiesthesia and Kindred Phenomena*. Elzevier, New York 1949.
- Watson, Dr T. B. *Radiesthesia*. 2nd edition 1957.
- Wethered, V. D. *A Radiesthetic Approach to Health and Homeopathy, an Introduction to the Pendulum and its Use in the Treatment of Disease*. British Society of Dowsters, London 1950-

*English Translations*

- Beasse, Pierre. *Dowsing*. Translated from the French. Progres Scientifique, Nice 1950.
- de France, Vicomte Henri. *The Modern Dowser, a Guide to the Use of the Divining Rod and Pendulum*. Translated from the French by Colonel A. H. Bell. Bell, London 1930.
- The Elements of Dowsing*. Translated from the French by Colonel A. H. Bell. Bell, London 1948.
- Maury, Marguerite. *How to Dowse, Experimental and Practical Radiesthesia*. Translated from the French by Colonel A. H. Bell. Bell, London 1953.

*French*

- Azam, A. L. *Art medical radiesthetique — Methode universelle de Radiesthesie*. 1957.
- Bourdoux, Rev. Fr. *Notions pratiques de Radiesthesie pour les Missionnaires*. 4th edition 1950.
- Chouteau, L. *La Radiesthesie au Service de l'Art medical*. 1948.
- Traite pratique de Radiesthesie*. jth edition 1949.

# BIBLIOGRAPHY

- Chretien, H. *Manuel pratique de Radiesthesie* (2 vols.). 1953.
- Christophe, E. *Tu seras Sourcier — l'Orientation Mentale*. 5th edition 1947.
- Discry, G. *Le Diagnostique medical radiesthesique*. 1941.  
*Radiesthesie — la Science des Sourciers a la Portee de Tous*.  
 6th edition 1950.  
*Mes Methodes — la Radiesthesie au Service de la Medicine*.  
 1952-
- de France, Vicomte Henri. *Le Sourcier moderne*. 11th edition 1951
- Heimme, Professor. *Nouvelle Methode de Radiesthesie*. 2nd edition 1952.
- Jarricot, Dr J. *Pendule et Medecine*. 1948.  
*Physique et Mental en Radiesthesie*. 1949.
- Lambert, A. *Introduction a la Methode de Radiesthesie Mermet*. 1948.  
 Le Gall, Colonel M. *Toute la Radiesthesie en 9 Lefons*. 1953.  
*Connaissance par Radiesthesie*, Vol. 1. 1956.
- Leprince, Dr Albert. *Radiesthesie medicale*. 1947.
- Lesourd, G. *Corns pratique de Radiesthesie*. 1950.
- Luzy, Antoine. *La Radiesthesie moderne*. 1943.  
*L'Education radiesthesique*. 1950.  
*Le Perfectionnement radiesthesique*. 1952.
- Mermet, Abbe. *Comment j'opere — pour decouvrir de pres ou a distance, sources, metaux, corps caches, maladies*. Definitive edition 1957.
- Mertens, Victor. *Radiesthesie, Teleradiesthesie et Phenomenes hyper-physiques*. 4th edition 1949.
- Moine, Michel. *Guerir par la Radiesthesie*. 1952.  
*La Radiesthesie en Images*. 1955.
- Naret, Dr Henry. *Contribution a la Radiesthesie medicale*. 1944.
- Regnault, Dr J. *Baguettes et Pendules — l'Art du Sourcier et ses Applications universelles*. 1948.
- Tressel, P. *La Pratique de la Radiesthesie*. 3rd edition 1957.
- Vire, Dr Armand. *Comment devenir Sourcier*. 1947.
- Voillaume, Ch. *Memento de Radiesthesie*. 1953.



*Italian*

**Castelli, Rev. Donato.** *L'Uomo, la Bacchetta, il Pendolo.*

*Che cosa è la Radiestesia.* 1948.

Filonardi, L. *Elementi di Elettrometria umana — Radiestesia.* 2nd edition 1947.

Grazzi, Mario. *Radiestesia - Primi Passi.* 1946.

**Peretti, Valeria.** *La Radiestesia e le sue Rirelazioni attrarerso i Colori ed i Fiori.* 1948.

*Album dei Quadranti per Sperimentazioni ed Esercitazioni con il Pendolo radiestesistico, ideati e disegnati da Valeria Peretti.* 1948.

**Stiattesi, Prof. Rev. Raffaelo.** *Manuale di Radiestesia e Geojisica.* 3rd edition 1947.

Vinci, Dr Enrico. *Radiestesia.* 3rd edition 1948.

**Zampa, Pietro.** *L'Agricoltura nelle Meraviglie di una nuova Scienza — Come l' agricoltura puo essere migliorata dalla Radiestesia.* 1948.

*La Radiestesia nelle Indagini psichiche.* 19. fi.

*Elementi di Radiestesia.* 7th edition 1957.

*Foreign Periodicals* — In addition to the extensive literature on Radiesthesia available there are at least twenty periodicals on the subject published on the Continent.

# INDEX

- Aluminium utensils and disease,  
in relation to Radiesthesia, 221
- Archaeological researches by  
Radiesthesia, 15; by Radies-  
thesia on a plan, 146
- Capital Ray, *see* Mental Ray
- Carrel, Alexis, views on Radies-  
thesia, 15
- Catholic priests and Radies-  
thesia, 18
- Clairvoyants, note on, 160
- Corners, radiesthetic effect of,  
62
- Depth, detection of, 115
- Distance, detection of, 113
- Diagnosis, from a photograph,  
187; from a signature, 188;  
without material contact, at  
a distance, 189; and the  
medical profession, 192
- Errors, causes of, 121
- Experiments, for beginners, 163;  
Branly's experiment, 58;  
lens experiment, 61; mirror  
experiment, 58; prism ex-  
periment, 60
- Fading, the phenomenon of, 57
- Fault, geological, 223
- Field, radiesthetic, 40
- Fundamental hypothesis of  
Radiesthesia, 27
- Fundamental Ray, 44
- Gases, detection of, 88, 154
- Glossary of radiesthetic terms,  
223
- Gold, the Cross of, 103, 104;  
length of fundamental ray as  
function of weight, 101;  
magnetic images of, 101,  
104; radiesthetic field of,  
101
- Intellectual faculties, radiesthetic  
measurement of, 184; table  
of intellectual faculties of  
some great musicians, 185
- Lakhovsky, his theories and  
Radiesthesia, 24; *The Secret  
of Life*, English translation,  
24; works of, 24
- Lines of force, 42
- Luminous Ray, 48
- Magnetic surfaces, 42
- Magnetic images and distinguish-  
ing them from real objects,  
110
- Maps, prospection on, 127, 128,  
131, 135s, 165; for tracing  
missing persons, 196s
- Medical Radiesthesia, growing  
use of, 174; in England, 221;  
and harmful radiations, 176;  
and selection of remedies,  
181s; and telediagnosis, 186s
- Mental Ray, 45, 126, (Capital  
Ray) 164, 186
- Missing persons, tracing of, 196s

# INDEX

- Nobile Expedition and Abbé Mermet, 161
- Organism, unconscious role of, 36; as conductor, 36
- Parasitic images, 223
- Pendular designs, 56
- Pendular diagnosis, origin of, 167; cases of, 171; and the medical profession, 192
- Pendulum, Abbé Mermet's own model, 34; correct manner of holding, 33; movements of, 32; role of, 29; substance, 29; weight, 29
- Petroleum, prospection for, 85s, 150s
- Photographs, diagnosis by, 187; prospection on, 165
- Radiations, emitted by all bodies, 27; field of, 40; harmful, 176; causes of harmful, 179; remanent, 183; or undulations, 39
- Radiesthesia, British pioneers of, 14; can the science be taught? 38; the Medical Society for the Study of, 14; and recent developments in England, 221; typical features of, 168
- Radiesthetic field, 40
- Radiesthetic characteristics of man, 182
- Radiesthetic images, 52
- Relics, discovery of, by Radiesthesia, 148
- Remanence, 223
- Sample, definition of radiesthetic, 223
- Serial numbers, 53; and rotational directions, 182; table of, 93
- Signature, diagnosis by means of, 188
- Solar Ray experiment, 49
- Spirals, 55
- Subterranean cavities, 83
- Syntonisation, 224
- Syntoniser, 223
- Telediagnosis or distant biological detection, principles of, 186; cases of, 193
- Teleradiesthesia or distant prospection, examples of, 133; first steps in, 130; principles of, 126
- Tomlinson, Dr H., 221
- Translator's Note on the English text, 221
- Treasures, hidden, 159
- Underground cavities and buried objects, 145
- Vatican, Abbé Mermet's archaeological researches for, 15
- Vertical radiesthetic column, 50
- Veterinary cases, 173
- Water, circulation of, 65; for drinking, 66; impure, 80; mineral, 78; prospection for, 108, radiesthetic field of, 64
- Witness, radiesthetic, 224
- Witness Ray, 50